

PHYSICS

Edge superconductivity in multilayer WTe_2 Josephson junction

Ce Huang^{1,2,†}, Awadhesh Narayan^{3,†}, Enze Zhang^{1,2}, Xiaoyi Xie^{1,2}, Linfeng Ai^{1,2}, Shanshan Liu^{1,2}, Changjiang Yi⁴, Youguo Shi^{4,5}, Stefano Sanvito⁶ and Faxian Xiu^{1,2,7,*}

¹State Key Laboratory of Surface Physics and Department of Physics, Fudan University, Shanghai 200433, China;

²Collaborative Innovation Center of Advanced Microstructures, Nanjing 210093, China; ³SSCU, Indian Institute of Science, Bengaluru 560012, India; ⁴Institute of Physics and Beijing National Laboratory for Condensed Matter Physics, Chinese Academy of Sciences, Beijing 100190, China;

⁵School of Physical Sciences, University of Chinese Academy of Sciences, Beijing 100190, China; ⁶School of Physics, AMBER and CRANN Institute, Trinity College, Dublin 2, Ireland and ⁷Institute for Nano-electronic Devices and Quantum Computing, Fudan University, Shanghai 200433, China

[†]Equally contributed to this work.

*Corresponding author. E-mail: Faxian@fudan.edu.cn

†Equally contributed to this work.

Received 11 March 2020; Revised 21 May 2020; Accepted 21 May 2020

ABSTRACT

WTe_2 , as a type-II Weyl semimetal, has 2D Fermi arcs on the (001) surface in the bulk and 1D helical edge states in its monolayer. These features have recently attracted wide attention in condensed matter physics. However, in the intermediate regime between the bulk and monolayer, the edge states have not been resolved owing to its closed band gap which makes the bulk states dominant. Here, we report the signatures of the edge superconductivity by superconducting quantum interference measurements in multilayer WTe_2 Josephson junctions and we directly map the localized supercurrent. In thick WTe_2 (~ 60 nm), the supercurrent is uniformly distributed by bulk states with symmetric Josephson effect ($|I_c^+(B)| = |I_c^-(B)|$). In thin WTe_2 (10 nm), however, the supercurrent becomes confined to the edge and its width reaches up to $1.4 \mu\text{m}$ and exhibits non-symmetric behavior $|I_c^+(B)| \neq |I_c^-(B)|$. The ability to tune the edge domination by changing thickness and the edge superconductivity establishes WTe_2 as a promising topological system with exotic quantum phases and a rich physics.

Keywords: WTe_2 , Josephson junction, Weyl semimetal, edge superconductivity, non-symmetric effect

INTRODUCTION

Layered WTe_2 was suggested as the first material candidate to be a type-II Weyl semimetal, where eight separated Weyl points exist in the bulk and topological Fermi arcs occur on the (001) crystal surfaces owing to the reflection symmetry [1]. An extra set of quantum oscillations arising from Weyl orbits were observed as evidence of Fermi arcs in transport [2]. Intriguingly, when the thickness is reduced to the monolayer, WTe_2 turns to be a quantum spin Hall insulator with edge states [3], which have been demonstrated in numerous experiments involving low-temperature transport [4,5], angle-resolved photoelectron spectroscopy [6], scanning tunneling microscopy [7,8], and microwave impedance microscopy [9]. Besides, it has also been predicted that WTe_2 has 1D hinge states as a higher-order topological insulator [10].

While the boundary modes of WTe_2 have been well studied in both the 3D and 2D limits [11,12], in multilayers these modes become rather compli-

cated due to the intervening bulk and edge states and thus they remain largely unexplored. Unlike the monolayer WTe_2 , the nearly-closed bandgap in multilayer WTe_2 results in a large density of bulk states. Therefore, it is difficult to distinguish the edge states through a gating approach. It is then necessary to make them distinct from the coexisting bulk ones. However, separating edge and bulk states in a single electrical conductance measurement may be ambiguous. In contrast, if the charge carriers condense together to form Cooper pairs, the difference can be amplified since the supercurrent properties are largely related to the coherence length [13]. A planar microscopic Josephson junction to realize superconducting TSM is feasible to elucidate the boundary states. For example, in $Nb/Bi_2Te_3/Nb$ Josephson junctions the surface states enable the ballistic Josephson current rather than the diffusive bulk transport [14]. The supercurrent distribution in real space can be also quantitatively extracted from the superconducting quantum interference (SQI)

measurements, where a perpendicular magnetic field induces oscillations in the amplitude of the superconducting current in Josephson junctions. This approach has been widely adopted to reveal the quantum spin Hall edge states in HgTe quantum well [15], topological surface states in TI [16] and quantum Hall edge states in graphene [17], but not yet in TSM.

Here, we report the observation of edge superconductivity in multilayer WTe_2 Josephson junctions. By varying the thickness of WTe_2 in SQI experiments, we have observed the Fraunhofer and the mixture of Fraunhofer and SQUID pattern in thick and thin WTe_2 , respectively, which indicates the edge superconductivity in thin WTe_2 . The non-uniform supercurrent exists in multilayer WTe_2 up to 16 nm, while the bulk supercurrent density amplitude (J_c) is about 1/3 of the edge in the thinnest sample. $|I_c^+(B)| \neq |I_c^-(B)|$ is also observed in thin WTe_2 due to the inversion symmetry breaking.

WTe₂ JOSEPHSON JUNCTIONS

We measure several Josephson junctions consisting of WTe_2 flakes of different thicknesses contacted by niobium (Nb) leads. The fabrication and characterization details are described in the Methods and SI Section I (Supplementary Figs 1 and 2). A scanning electron microscopy (SEM) image of the actual device and its measurement configuration are displayed in Fig. 1a (device #1, 10 nm-thick WTe_2). The length and width of the superconducting channel are $L = 200$ nm and $W = 13$ μm , respectively. Figure 1b shows the resistance-temperature (R - T) curve of the junction with two transitions T_{c1} and T_{c2} at zero magnetic field. $T_{c1} \sim 8$ K originates from the Nb superconducting transition, while the resistance continues to drop to 10^{-3} times of the normal resistance below $T_{c2} \sim 0.72$ K which comes from the proximity Josephson coupling. The Josephson effect is highly reproducible across different devices, as shown in Supplementary Fig. 3. Figure 1c and its inset display the I - V characteristics and the differential resistance (dV/dI) of the junction at 45 mK, respectively. From the slope of the I - V curve in the high bias region ($I > 10$ μA) where the curve is linear, the normal-state resistance $R_N \sim 1.7$ Ω is extracted. For $|I| < 4.1$ μA , the voltage and dV/dI across the junction remain nearly zero, indicating a robust Josephson effect. Ten WTe_2 Josephson junctions with various L and W are studied (see Table S1 for their junction parameters), all exhibiting a finite supercurrent at low temperatures with reproducible behavior. The junction is in the long junction limit [18] (see SI Section IV and

Supplementary Fig. 4 for details). Therefore it follows the $1/L$ dependence found from the $I_c R_N$ plot versus L in Fig. 1d. In this long junction regime, the critical current is given [18,19] by $I_c \sim \frac{E_{Th}}{e R_N}$, being determined by the Thouless energy E_{Th} , which can be estimated [20] to be $\sim h v_F / L$, yielding $I_c R_N \propto 1/L$.

THE SUPERCONDUCTING QUANTUM INTERFERENCE MEASUREMENTS

Having established the Josephson effect in our Nb/ WTe_2 /Nb junctions, we then focus on the supercurrent of WTe_2 . In our experiments, the spatial distribution of the supercurrent is analyzed by applying a perpendicular magnetic field B during the SQI measurements with different thicknesses of WTe_2 . The particular shape of the critical current interference pattern depends on the phase-sensitive summation of the supercurrents traversing the junction. In the case of a symmetric supercurrent distribution, this integral takes the simple form [21]:

$$I_c^{\max}(B) = \left| \int_{-\infty}^{\infty} J_c(x) \cos\left(\frac{2\pi L_{eff} B x}{\Phi_0}\right) dx \right|,$$

where L_{eff} is the effective length of the junction along the direction of the current, accounting for the magnetic flux threading [22] through parts of the superconducting contacts over the London penetration depths. $\Phi_0 = h/2e$ corresponds to the magnetic flux quantum.

In thick WTe_2 , the bulk states dominate and along the y -axis the supercurrent density has an approximately uniform distribution as shown in Fig. 2a. Thus, the uniform current density yields the single-slit Fraunhofer pattern described by [21]

$$I_c(B) = I_{c0} \left| \sin\left(\frac{\pi L_{eff} B W}{\Phi_0}\right) / \left(\frac{\pi L_{eff} B W}{\Phi_0}\right) \right|.$$

We have measured device #8 with 60 nm-thick WTe_2 as shown in Fig. 2b. The critical current envelope has an oscillation characteristic. We obtain a period of ~ 0.33 mT, which yields the effective length of $L_{eff} = \Phi_0 / \delta B_{lobe} W \sim 1.0$ μm . This effective length, larger than the distance between the two Nb electrodes ($L = 240$ nm), is caused by the London penetration depth and the flux focusing due to the Meissner effect [23,24]. The critical current envelope strongly resembles a single-slit pattern with $2\Phi_0$ central lobe width. The corresponding supercurrent distribution is obtained by transforming the single-slit pattern to the real-space current density,

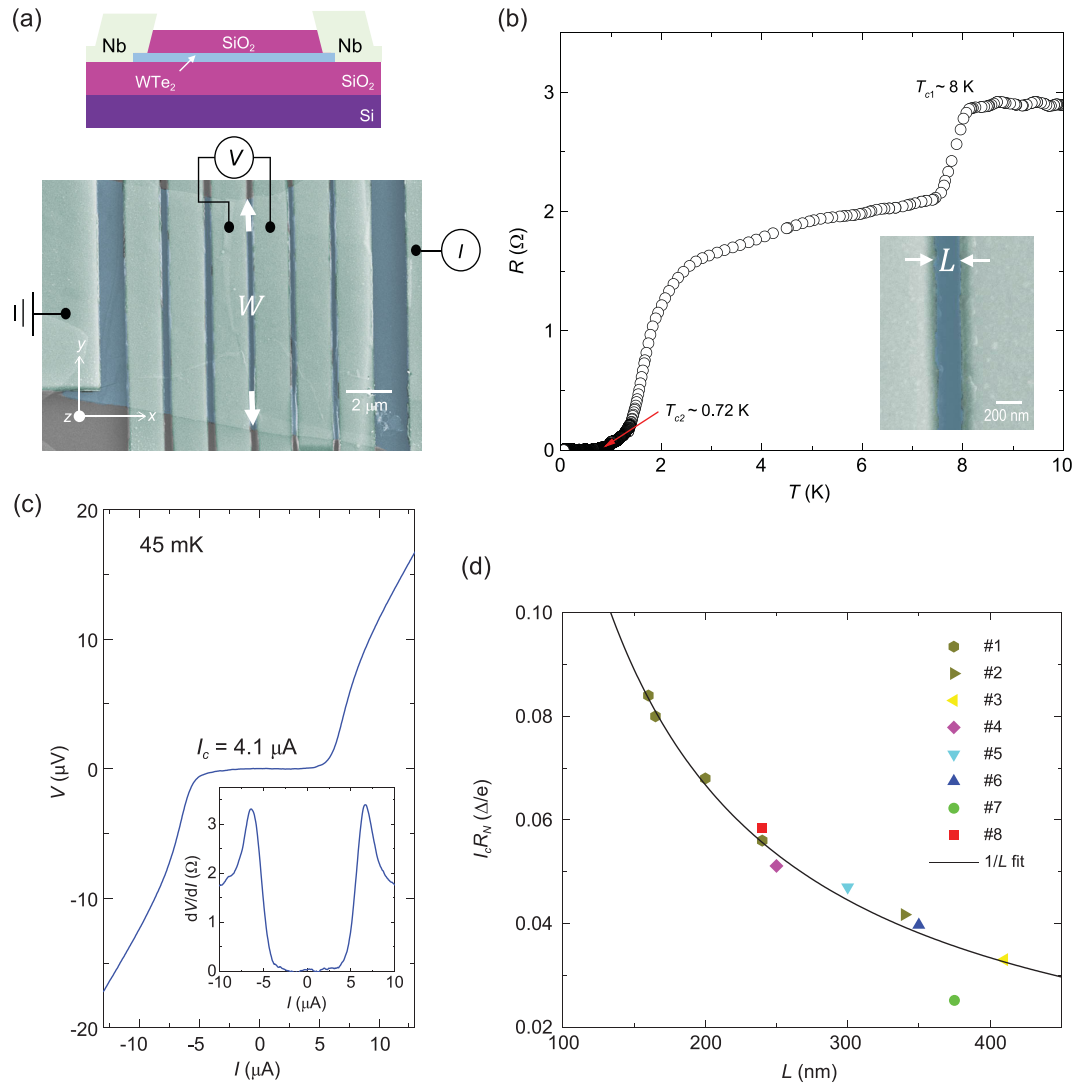


Figure 1. Josephson effect in thin WTe₂. (a) Top: Junctions schematic. Bottom: False-colour SEM image of the device with the measurement configuration. 120 nm-thick Nb is deposited on the top of WTe₂ (device #1). A four-terminal measurement across the interface was performed. The in-plane crystal axis of the WTe₂ flake is unknown. (b) Temperature dependence of WTe₂ Josephson junction resistance. Two transitions are identified: $T_{c1} = 8$ K is from the superconducting Nb, $T_{c2} \sim 0.72$ K is from the proximity Josephson coupling of WTe₂. Inset shows that the junction has a length of $L = 200$ nm. (c) I - V characteristics for Josephson junction in the superconducting states with a critical current of $I_c \sim 4.1$ μ A under zero magnetic field at 45 mK. Inset: dV/dI characteristics indicate zero resistance below the critical current, the same as the I - V curve. (d) Effect of the junction length on supercurrent for eight devices. The product $I_c R_N$ follows a general trend of $I_c R_N \propto 1/L$.

$J_c(z)$, as shown in Fig. 2c. This suggests a nearly uniform supercurrent density throughout the y direction. The full details of the extraction procedure can be found in the SI section V and Supplementary Fig. 5. Furthermore, the critical currents overlap each other at different current directions as shown in Fig. 2d which indicates a symmetric Josephson effect with $|I_c^+(B)| = |I_c^-(B)|$, where $+$ and $-$ denote the sweep direction of the bias current and $+B$ and $-B$ are the magnetic field directions.

When the WTe₂ is thinned down to a few layers, the low bulk density of states coexists with the

possible high density at edges as shown in Fig. 2e. The magnetic-field-dependent critical current envelope in a 13 nm-thick WTe₂ device (device #2) demonstrates the periodic SQI with a $1.6\Phi_0$ central lobe width (Fig. 2f). I_c decays slowly which is distinct from the Fraunhofer pattern in Fig. 2b. We use an edge-stepped nonuniform supercurrent model to directly simulate the $I_c - B$ relation as shown by the black line in Fig. 2f (see the model details in SI Section VI and Supplementary Fig. 6). The good fit of both the magnitude and periodicity of I_c indicates the nonuniform supercurrent in

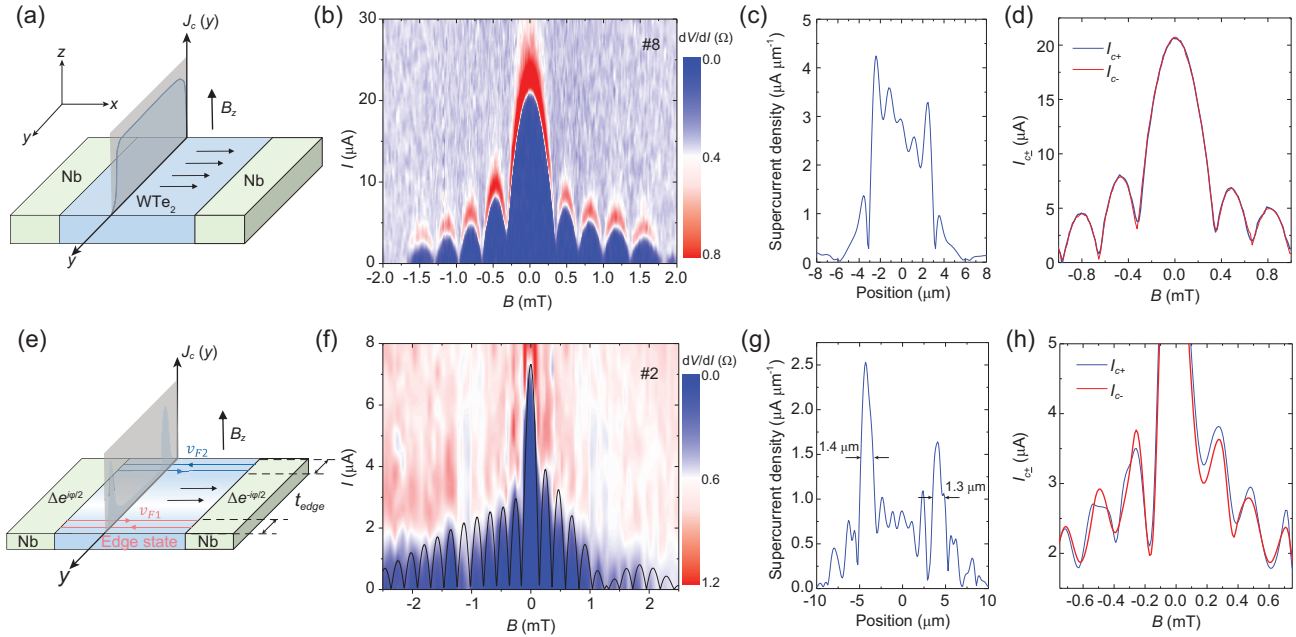


Figure 2. Evolution of edge superconductivity in thin WTe_2 . (a) A schematic picture of a lateral Josephson junction with the out-of-plane magnetic field in thick WTe_2 . The thick WTe_2 is filled with charge carriers and the supercurrent can flow uniformly across the junction along the y -axis, corresponding to a flat supercurrent density $J_c(y)$. (b) The differential resistance at different values of B_z in 60 nm-thick WTe_2 (device #8), showing the single-slit interference characteristics with a uniform supercurrent density. (c) The supercurrent distribution along the y -axis, which is calculated by the inverse Fourier transform of the data in (b). The supercurrent density is uniform along the y -axis, consistent with trivial bulk charge transport. (d) Critical current I_c as a function of B for the two sweep directions (positive as the blue line, negative as the red line). Two curves overlap with each other. (e) A schematic picture of a lateral Josephson junction with the out-of-plane magnetic field where $\Delta e^{\pm i\varphi/2}$ denotes the pairing order parameter of two superconducting Nb electrodes. In thin WTe_2 , the bulk domination decreases and the supercurrent is carried by the edge. The edges on two sides of WTe_2 have different Fermi velocities v_{F1} and v_{F2} when the inversion symmetry is broken that gives rise to the asymmetric Josephson effect. (f) Differential resistance across the 13 nm-thick WTe_2 junction (device #2), showing a mixture of Fraunhofer and SQUID-like pattern with a central lobe of width $< 2\Phi_0$ and side lobes of width Φ_0 . The black line shows the fitting results from the edge-stepped supercurrent model. (g) The supercurrent distribution of device #2. The widths of the supercurrent-carrying edge channels are estimated to be 1.3–1.4 μm . (h) Critical current I_c as a function of B for the two sweep directions (positive as the blue line, negative as the red line), indicating non-symmetric behavior $I_c^+(B) \neq I_c^-(B)$.

few-layer WTe_2 . Furthermore, the mixture of Fraunhofer and SQUID interference pattern corresponds to the development of sharp peaks in the supercurrent density at the mesa edges in Fig. 2g. The widths of the supercurrent-carrying edge are estimated to be in the range 1.3–1.4 μm . The value is similar to other edge superconductivity systems [15,25] and the additional edge modes or bulk modes coupled weakly to edge states across the junction to carry supercurrent can result in the large edge supercurrent channel. The relation of the critical current with the magnetic field is presented in Fig. 2h and behaves non-symmetric $|I_c^+(B)| \neq |I_c^-(B)|$ in most magnetic fields which is different with thick sample.

We have reproduced the edge superconductivity and the mixture of Fraunhofer and SQUID pattern in a 10 nm-thick WTe_2 device (#1), and the traditional Fraunhofer pattern in a 40 nm-thick WTe_2 device (#5, see SI Section VII and Supplementary Fig. 7 for details). The higher supercurrent density at edges suggests a robust coupling to the superconductor electrodes.

To further distinguish the superconducting proximity Josephson coupling of edge/bulk, we experiment with a 16 nm-thick WTe_2 device (#3) to distinguish the bulk and edge contributions. Two Josephson channels are fabricated as the edge-crossing (R_1) and edge-untouched (R_2) as shown in Fig. 3a. For R_2 , the junction is easier to be conducted by the bulk because the electrodes are closer in the central region ($L_b \sim 0.4 \mu\text{m}$) while far at the edge. The distance on the edge side is $L_s \sim 4 \mu\text{m}$ that makes it hard to realize the Josephson effect through the edge region. Since the thickness is uniform in this sample, as indicated by the atomic force microscopy (AFM) measurement (Supplementary Fig. 2c and d), we can reasonably assume that the resistance by bulk states is isotropic and inversely proportional to the width. Figure 3b shows the R - T curve at low temperatures. Only edge-crossing R_1 can reach zero to exhibit Josephson effect while R_2 only decreases a little. The differential resistance versus the current measurement in Fig. 3c verifies this property. Since the lengths of two junctions differ slightly, the

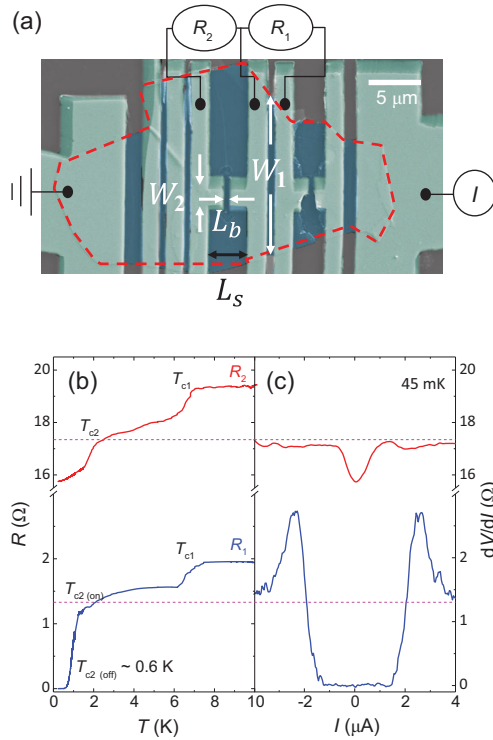


Figure 3. The coupling of superconductor Nb to the bulk and edge WTe_2 channels. (a) False-color SEM image of the device #3 with two measurement configurations. R_1 and R_2 represent the edge-crossing and edge-untouched junctions, respectively. The electrode separation width of R_2 from the edge W_0 is larger than $5 \mu\text{m}$. The length for edge channel L_s is $4 \mu\text{m}$ while for the bulk channel $L_b \sim 0.4 \mu\text{m}$ which makes the edge superconductivity hard to realize. (b) Temperature dependence of resistance in two junctions as shown in (a). T_{c1} is the superconducting transition of Nb while the superconducting WTe_2 emerges at T_{c2} . (c) dV/dI characteristic at 45 mK .

coherence length of R_1 should be larger than that of R_2 to realize the Josephson effect. A similar mixture of Fraunhofer and SQUID pattern with edge-dominated supercurrent is also observed, as shown in Supplementary Fig. 7b, which is consistent with the other two thin devices (#1 and #2). On the contrary, R_2 does not exhibit any oscillation and only the central lobe is observed (see Supplementary Fig. 8 for details). The width W_2 for R_2 is estimated to be $1.9 \mu\text{m}$, which corresponds well to the actual junction width $1.7 \mu\text{m}$ as shown in Fig. 3a. The in-complete superconductivity of R_2 is due to the weaker superconducting combining for bulk. If the Josephson channel is further shortened, the bulk-only channel R_2 can also be superconducting in another device #9. However, only the Fraunhofer pattern with uniform supercurrent density is observed and corresponds well to the bulk-dominated

sample #8 in Fig. 2c and d (see Figs S8 and 9 for details).

DISCUSSION

It is necessary to discuss whether the observed edge superconductivity originates from the edge states in WTe_2 or other trivial effects. All of the four different devices exhibit the sharp edge superconductivity which can exclude the accidental impurity effect. The exclusion of some trivial effects such as fluctuations and the affection by the SiO_2 substrate and the capping layer in thinner WTe_2 is also discussed in Supplementary Section VIII. However, it is difficult to exclude other trivial effects such as trivial edge states. Moreover, the other trivial mechanisms can also lead to a similar non-uniform supercurrent such as an inhomogeneous interface. A mixture of Fraunhofer and SQUID pattern was also observed in Nb-InGaAs/InP junctions with a step-shaped current density distribution [26]. Therefore, we need to point out that the edge superconductivity we observed is not equivalent to the superconductivity in the edge modes nor any evidence of topological superconducting phase. On the contrary, only the superconductivity in the edge region of samples can be concluded in our experiments.

The critical currents following $|I_c^+(B)| \neq |I_c^-(B)|$ in thin WTe_2 are quite interesting. In general, the asymmetric crystal can induce different Fermi velocities at two sides and result in supercurrent asymmetry. Since the supercurrent density is uniform as shown in Fig. 2c with symmetric Fraunhofer pattern (Fig. 2d), the bulk WTe_2 does not contribute to the asymmetry. Consequently, this supercurrent asymmetry may be related to the edge which is consistent with the predicted effect of inversion-symmetry-breaking on Weyl semimetal [27]. The total Josephson current carried by the two edges can be described by [28]

$$I(\Phi, \varphi) \propto I_1 \sin(n\varphi + n\Phi) + I_2 \sin(n\varphi - n\Phi),$$

where I_1 and I_2 represent the Josephson current carried by the two edges, Φ and φ are the phase in WTe_2 (the magnetic-field-related) and Nb regions (the current-related), respectively. The two edges have different energy spectra and $I_1 \neq I_2$ in thin WTe_2 (Fig. 2g) which results from different Fermi velocity of the two edge sides, denoted by the red and blue lines as shown in Fig. 2e. Therefore, the $I(\Phi, \varphi)$ is not symmetric for both φ and Φ anymore. Other possibilities such as vortex trapping, vortex motion during the magnetic field sweep or

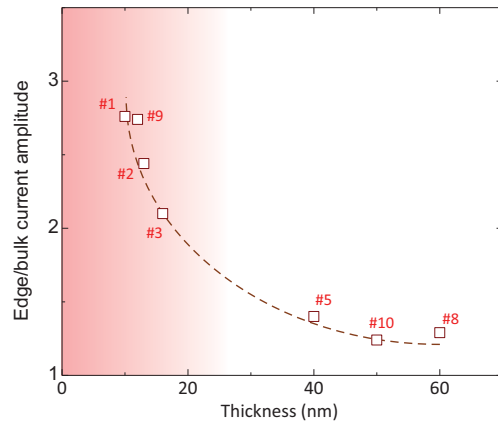


Figure 4. Summary of thickness-dependent edge-supercurrent-density contribution in WTe_2 . The edge/bulk current amplitude is estimated by the ratio of edge/bulk ($\frac{j_{edge}}{j_{bulk}}$) supercurrent density. j_{edge} and j_{bulk} are estimated by the average value of the left and right peaks and the value of the central region in position-dependent supercurrent density. The dashed line shows the trend.

bulk states asymmetry may contribute. However, the $|I_c^+(B)| = |I_c^-(B)|$ in the thick sample in Fig. 2d helps to largely exclude the other possibility.

We note that two recent preprints [29,30] have also studied WTe_2 Josephson junction and shown evidence of edge states which is explained to be Hinge states [10]. Indeed, it is challenging to unambiguously determine the definite origin of edge superconductivity in our results, and various possibilities exist. However, from the consistent observations of high edge supercurrent density [29], the edge superconductivity is confirmed in the multi-layer WTe_2 system. Compared to the reported data, we further perform thickness-dependence experiments and provide more evidence that edge superconductivity exists in thin WTe_2 but not a thick one.

We summarize the supercurrent density amplitude ratio of the edge and bulk in Fig. 4. The edge superconductivity gradually emerges in thinner ones and the edge/bulk supercurrent amplitude reaches 2.76 in 10 nm-thick WTe_2 . The critical thickness for the transition from edge to bulk-dominated superconductivity is estimated to be $t_c = 16\text{--}20$ nm. Moreover, various topological semimetals such as the TaAs family [31] (Fermi-arc surface states), layered MoTe_2 [32] (edge states in the 2D limit) and ZrSiS [33] (nodal-line surface states) can be further fabricated into Josephson junctions to detect the surface/edge states.

CONCLUSION

In summary, by studying the Fraunhofer interference, our measurements provide the supercurrent

distribution in type-II Weyl semimetal WTe_2 . In thin WTe_2 , the existence of edge superconductivity is evidenced. Besides, non-symmetric behavior $I_c^+(B) \neq I_c^-(B)$ in WTe_2 through the edge is an intrinsic property of the inversion symmetry breaking, which is distinct from other systems by an external in-plane magnetic field [22]. Furthermore, the Josephson junctions formed from 1D edge states or 2D surface states and *s*-wave superconducting contacts are expected to emulate spinless *p*-wave superconductivity [34] and Majorana flat bands [35] via *a.c.* Josephson effect by Shapiro response measurements. Edge superconductivity establishes WTe_2 as a promising platform for the future realization of topological superconductivity and Majorana bound states.

METHODS

WTe_2 crystal growth

High-quality bulk WTe_2 crystals were grown by chemical vapor transport (CVT) method as reported before [36]. Single crystals of WTe_2 were grown by a high-temperature self-flux method. High-purity tungsten powders (99.9%) and Te pieces (99.999%) were inserted into alumina crucibles with a molar ratio of 1:30 in a glove box filled with pure argon then sealed in quartz tubes under high vacuum. The tubes were heated to 1100°C in 20 hours and maintained for 10 hours. Then the furnace was slowly cooled down to 650°C with a rate of $2^\circ\text{C}/\text{h}$ followed by separating the Te flux in a centrifuge at 650°C .

Device fabrication

The WTe_2 flakes were mechanically exfoliated onto a Si substrate capped with a 280 nm-thick SiO_2 layer and the thickness of WTe_2 was identified by optical contrast and atomic force microscopy. The WTe_2 Josephson junctions were fabricated by an *e*-beam lithography technique and wet-etched by standard buffered HF solution for 5 s in the electrode regime. We deposited 120 nm-thick Nb electrodes using magnetic sputtering. Then, 40 nm-thick SiO_2 was deposited on top to prevent the WTe_2 oxidation.

Transport measurements

Four-terminal temperature-dependent transport measurements were carried out in a Physical Property Measurement System (PPMS, Quantum Design) with a dilution refrigerator, which achieves a base temperature of 35 mK. The transport

properties were acquired using lock-in amplifiers (SR830) and Agilent 2912 meters. We used an excitation current of <50 nA. In differential resistance (dV/dI) measurements, a small *a.c.* current bias (10 nA to 100 nA) is generated by the lock-in amplifier output voltage in combination with a $10\text{ M}\Omega$ bias resistor. This small *a.c.* current is added on top of the larger *d.c.* current bias by Agilent 2912, and the induced differential voltage is measured using the lock-in technique with a low frequency (<50 Hz).

DATA AVAILABILITY

The data that support the plots within this paper and other findings of this study are available from the corresponding author upon reasonable request.

SUPPLEMENTARY DATA

Supplementary data are available at [NSR](#) online.

ACKNOWLEDGEMENTS

Part of the sample fabrication was performed at Fudan Nano-fabrication Laboratory. We thank Jinhui Shen from Prof. Xiaofeng Jin's group for help in the Nb metal deposition. We thank Liyang Qiu from Saijun Wu's group for help in Matlab code assistance. We thank Quansheng Wu for useful correspondence. We thank Prof. Kam Tuen Law from The Hong Kong University of Science and Technology for helpful discussion on the asymmetric behavior.

FUNDING

This work was supported by the National Key Research and Development Program of China (2017YFA0303302 and 2018YFA0305601), the Science and Technology Commission of Shanghai (19511120500), and the National Natural Science Foundation of China (61322407, 11934005, 11874116 and 61674040). A.N. acknowledges support from Indian Institute of Science. E.Z. acknowledges support from China Postdoctoral Innovative Talents Support Program.

AUTHOR CONTRIBUTIONS

F.X. conceived the ideas and supervised the overall research. Y.S. and C.Y. synthesized high-quality WTe_2 bulk samples. C.H. and E.Z. fabricated the nanodevices. C.H., L.A. and S.L. carried out the PPMS measurements. A.N. and S.S. provided theoretical support. X.X. provided the curve fitting. C.H. and F.X. wrote the paper with assistance from all other authors.

Conflict of interest statement. None declared.

REFERENCES

- Soluyanov AA, Gresch D and Wang Z *et al.* Type-II Weyl semimetals. *Nature* 2015; **527**: 495–8.
- Li P, Wen Y and He X *et al.* Evidence for topological type-II Weyl semimetal WTe_2 . *Nat Commun* 2017; **8**: 2150.
- Ok S, Muechler L and Di Sante D *et al.* Custodial glide symmetry of quantum spin Hall edge modes in monolayer WTe_2 . *Phys Rev B* 2019; **99**: 121105.
- Fei Z, Palomaki T and Wu S *et al.* Edge conduction in monolayer WTe_2 . *Nat Phys* 2017; **13**: 677–82.
- Wu S, Fatemi V and Gibson QD *et al.* Observation of the quantum spin Hall effect up to 100 kelvin in a monolayer crystal. *Science* 2018; **359**: 76–9.
- Xu S-Y, Belopolski I and Alidoust N *et al.* Discovery of a Weyl fermion semimetal and topological fermi arcs. *Science* 2015; **349**: 613–7.
- Tang S, Zhang C and Wong D *et al.* Quantum spin Hall state in monolayer $1\text{T}'\text{-WTe}_2$. *Nat Phys* 2017; **13**: 683–7.
- Collins JL, Tadich A and Wu W *et al.* Electric-field-tuned topological phase transition in ultrathin Na_3Bi . *Nature* 2018; **564**: 390–4.
- Shi Y, Kahn J and Niu B *et al.* Imaging quantum spin Hall edges in monolayer WTe_2 . *Sci Adv* 2019; **5**: eaat8799.
- Wang Z, Wieder BJ and Li J *et al.* Higher-order topology, monopole nodal lines, and the origin of large fermi arcs in transition metal dichalcogenides XTe_2 ($\text{X} = \text{Mo}, \text{W}$). *Phys Rev Lett* 2019; **123**: 186401.
- Shvetsov OO, Kononov A and Timonina AV *et al.* Realization of a Double-Slit SQUID geometry by fermi arc surface states in a WTe_2 Weyl semimetal. *JETP Lett* 2018; **107**: 774–9.
- Shvetsov OO, Kononov A and Timonina AV *et al.* Subharmonic Shapiro steps in the *a.c.* Josephson effect for a three-dimensional Weyl semimetal WTe_2 . *Europhys Lett* 2018; **124**: 47003.
- Huang C, Zhou BT and Zhang H *et al.* Proximity-induced surface superconductivity in Dirac semimetal Cd_3As_2 . *Nat Commun* 2019; **10**: 2217.
- Veldhorst M, Snelder M and Hoek M *et al.* Josephson supercurrent through a topological insulator surface state. *Nat Mater* 2012; **11**: 417–21.
- Hart S, Ren H and Wagner T *et al.* Induced superconductivity in the quantum spin Hall edge. *Nat Phys* 2014; **10**: 638–43.
- Lee JH, Lee G-H and Park J *et al.* Local and nonlocal fraunhofer-like pattern from an edge-stepped topological surface josephson current distribution. *Nano Lett* 2014; **14**: 5029–34.
- Amet F, Ke CT and Borzenets IV *et al.* Supercurrent in the quantum Hall regime. *Science* 2016; **352**: 966–9.
- Dubos P, Courtois H and Pannetier B *et al.* Josephson critical current in a long mesoscopic S-N-S junction. *Phys Rev B* 2001; **63**: 064502.
- Ben Shalom M, Zhu MJ and Fal'ko VI *et al.* Quantum oscillations of the critical current and high-field superconducting proximity in ballistic graphene. *Nat Phys* 2015; **12**: 318–22.
- Ishii C. Josephson currents through junctions with normal metal barriers. *Prog Theor Phys* 1970; **44**: 1525–47.

21. Tinkham M. *Introduction to Superconductivity*. New York: McGraw-Hill, 1975.
22. Suominen HJ, Danon J and Kjaergaard M *et al.* Anomalous Fraunhofer interference in epitaxial superconductor-semiconductor Josephson junctions. *Phys Rev B* 2017; **95**: 035307.
23. Paajaste J, Amado M and Roddaro S *et al.* Pb/InAs nanowire Josephson junction with high critical current and magnetic flux focusing. *Nano Lett* 2015; **15**: 1803–8.
24. de Vries FK, Timmerman T and Ostroukh VP *et al.* h/e superconducting quantum interference through trivial edge states in InAs. *Phys Rev Lett* 2018; **120**: 047702.
25. Pribiag VS, Beukman AJA and Qu F *et al.* Edge-mode superconductivity in a two-dimensional topological insulator. *Nat Nanotechnol* 2015; **10**: 593–7.
26. Schäpers T. *Superconductor/Semiconductor Junctions*. Julich: Springer, 2001.
27. Chen C, He JJ and Ali MN *et al.* Asymmetric Josephson effect in inversion symmetry breaking topological materials. *Phys Rev B* 2018; **98**: 075430.
28. Asano Y, Tanaka Y and Sigrist M *et al.* Josephson current in s-wave-superconductor Sr₂RuO₄ junctions. *Phys Rev B* 2003; **67**: 184505.
29. Choi Y-B, Xie Y and Chen C-Z *et al.* Evidence of higher-order topology in multilayer WTe₂ from Josephson coupling through anisotropic hinge states. *Nat Mater* 2020; **12**: doi: 10.1038/s41563-020-0721-9.
30. Kononov A, Abulizi G and Qu K *et al.* One-dimensional states residing on edges and steps in few-layer WTe₂. *Nano Lett* 2020; **20**: 4228–33.
31. Lv BQ, Xu N and Weng HM *et al.* Observation of Weyl nodes in TaAs. *Nat Phys* 2015; **11**: 724–7.
32. Deng K, Wan G and Deng P *et al.* Experimental observation of topological Fermi arcs in type-II Weyl semimetal MoTe₂. *Nat Phys* 2016; **12**: 1105–10.
33. Liu J and Balents L. Correlation effects and quantum oscillations in topological nodal-loop semimetals. *Phys Rev B* 2017; **95**: 075426.
34. Fu L and Kane CL. Josephson current and noise at a superconductor/quantum-spin-Hall-insulator/superconductor junction. *Phys Rev B* 2009; **79**: 161408.
35. Chen A, Pikulin DI and Franz M. Josephson current signatures of Majorana flat bands on the surface of time-reversal-invariant Weyl and Dirac semimetals. *Phys Rev B* 2017; **95**: 174505.
36. Huang C, Narayan A and Zhang E *et al.* Inducing strong superconductivity in WTe₂ by a proximity effect. *ACS Nano* 2018; **12**: 7185–96.