

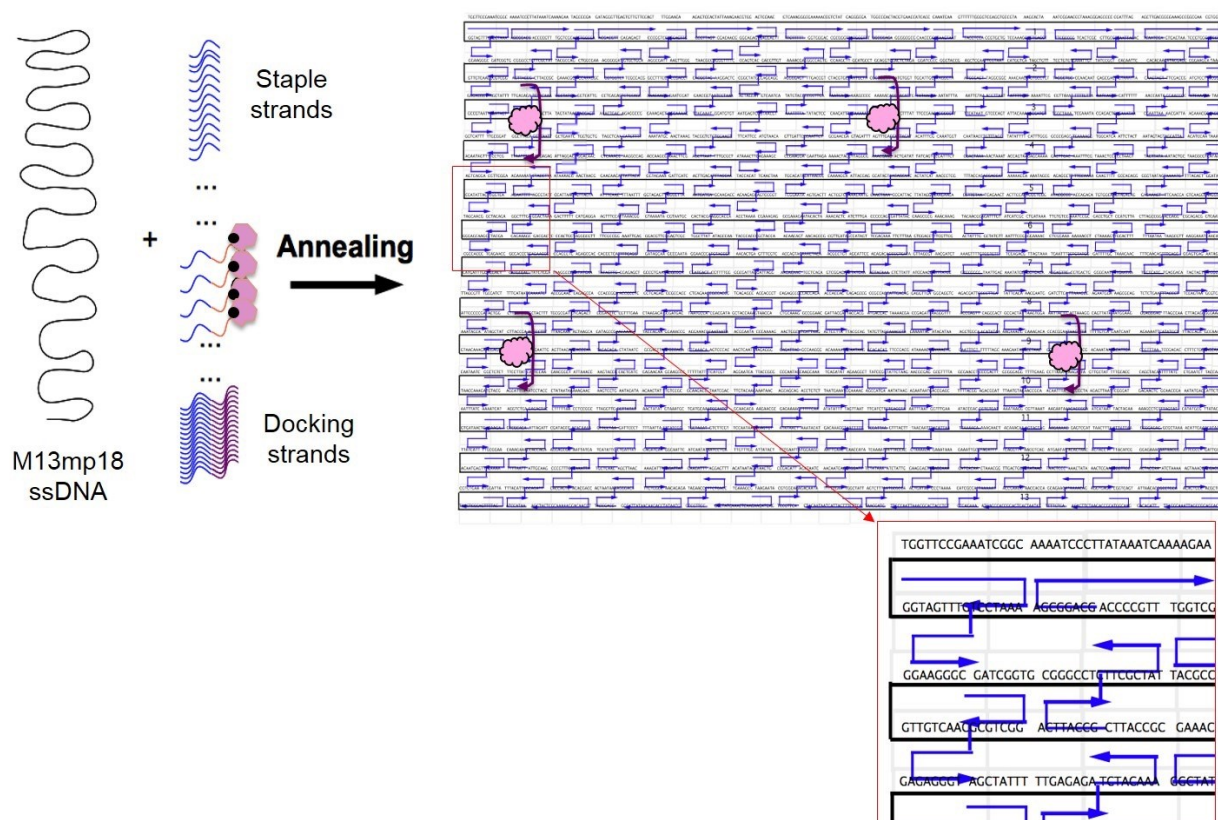
## Supplementary information

### DNA modification and visualization on an origami-based enzyme nano-factory

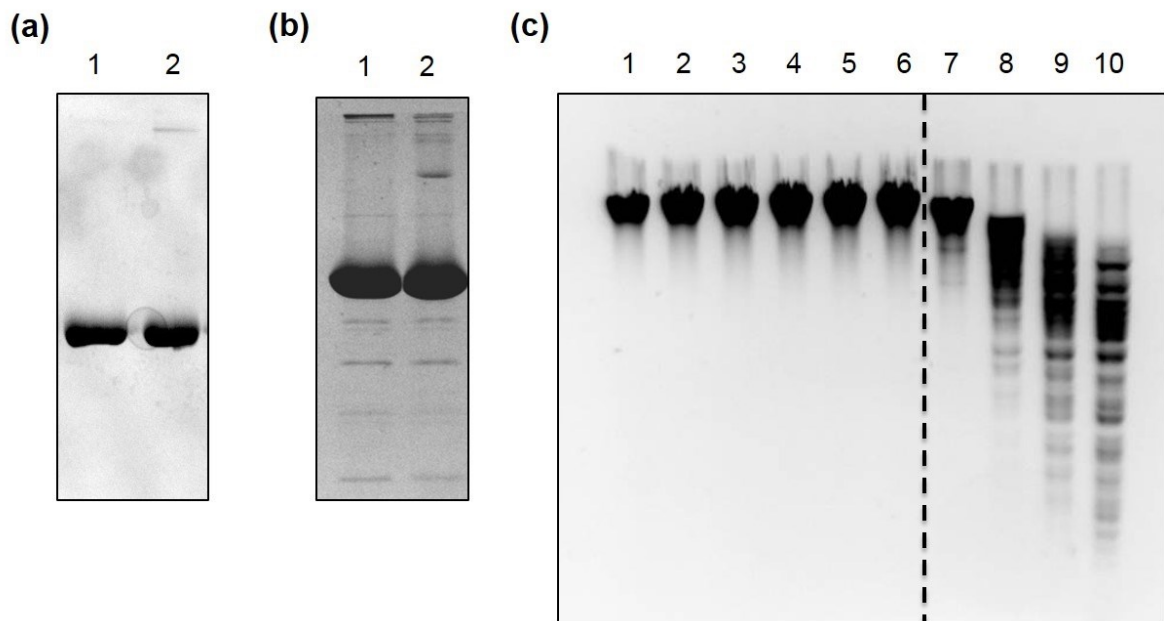
Elmar Weinhold<sup>a</sup> and Banani Chakraborty<sup>\*b</sup>

<sup>a</sup>Institut of Organic Chemistry, RWTH Aachen University, Landoltweg 1, 52056 Aachen, Germany

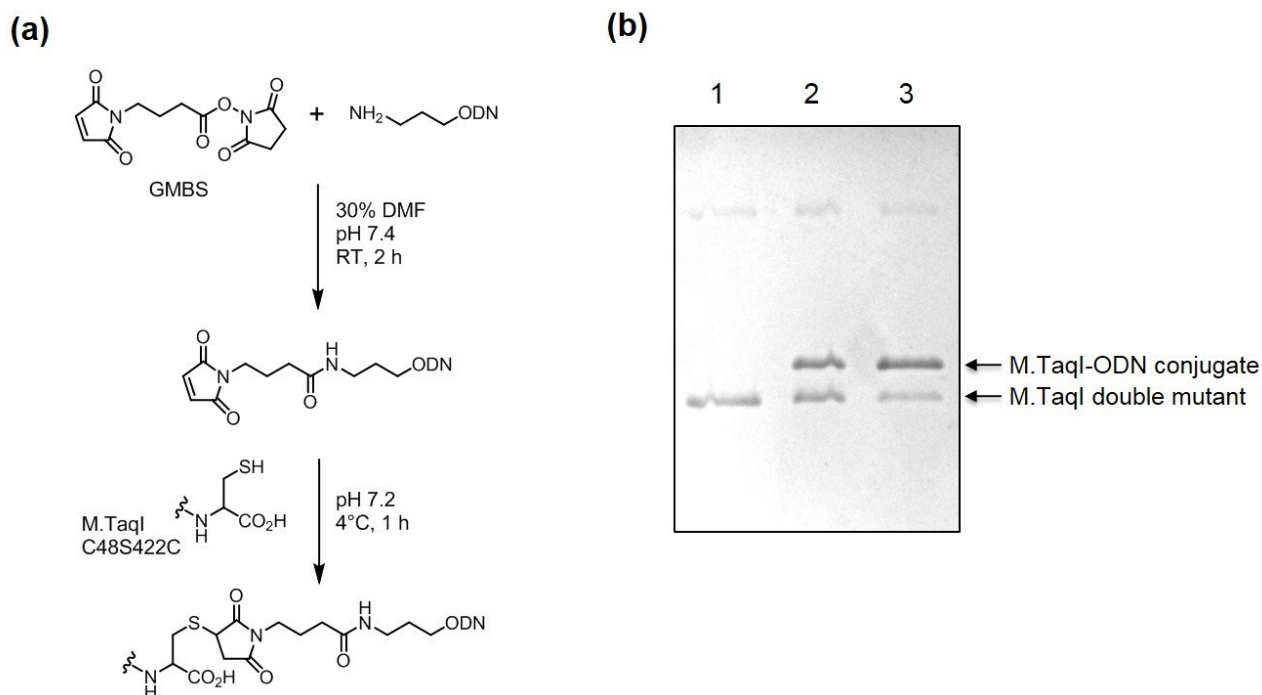
<sup>b</sup>Department of Chemical Engineering, Indian Institute of Science, Bangalore 560012, India



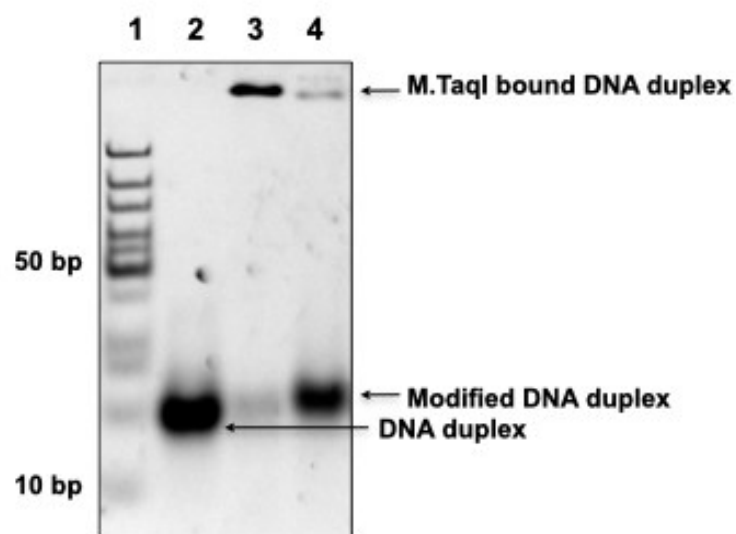
**Figure S1.** Construction of the origami to host DNA modifying enzymes shown in pink and DNA substrate in purple: Schematic representation showing the folding of M13mp18 single-stranded (ss) plasmid in rectangular shape to form desired origami with a dimension of 92 nm by 52 nm. Four docking strands (extended staple strands) bind four ODN-modified enzymes through hybridization and eight docking strands are designed to host target DNA in close proximity of the four enzymes bound to the DNA origami surface. 221 staple strands are used to fold the origami in this shape.



**Figure S2.** Purification of M.TaqI double mutant C48S422C and activity test with the natural cofactor *S*-adenosyl-L-methionine (AdoMet, SAM): **(a)** SDS-PAGE analysis of purified wild type M.TaqI with (lane 1) or without (lane 2)  $\beta$ -mercaptoethanol in the SDS loading buffer; **(b)** Purified M.TaqI double mutant; numbers of lanes represent the same as in (a); **(c)** Activity test of M.TaqI double mutant with AdoMet and  $\lambda$  DNA. The amount of M.TaqI mutant in lane 1 is 10 ng and halved from lane to lane. After incubation at 65°C for 1 h the DNA is challenged by the cognate restriction endonuclease R.TaqI (same recognition sequence as M.TaqI) and the degree of protection analysed by agarose gel electrophoresis. One enzymatic unit is defined as the amount of enzyme that fully protects the DNA against fragmentation (0.3125 ng in lane 6, dashed line). The specific activity of the mutant (3200 units/ $\mu$ g) was found to be identical to the specific activity of the wild type enzyme.




**Figure S3.** Coupling of amine-modified ODN and M.TaqI double mutant with the hetero-bifunctional crosslinker *N*-( $\gamma$ -maleimidobutyryloxy)succinimide (GMBS): **(a)** Scheme for the synthesis of M.TaqI-ODN conjugate; **(b)** SDS-PAGE analysis of M.TaqI double mutant (lane 1) and coupling of M.TaqI double mutant with 1 eq. (lane 2) and 10 eq. maleimide-modified ODN (lane 3).



**Figure S4.**

Labelling short duplex DNA with M.TaqI and 6BAz in solution analysed by non-denaturing polyacrylamide gel electrophoresis. Lane 1: 10 base pair DNA ladder marker; lane 2: 14 base pair duplex DNA (with target sequence); lane 3: M.TaqI bound to 6BAz-modified DNA duplex; lane 4: Release of 6BAz-modified product DNA from the DNA-M.TaqI-complex by fragmentation with Proteinase K.



**Figure S5.** Representative AFM images for calculating the efficiency of modification as described in Table 1. Twin spots of 5 nm each or 10 nm high spots are marked with black circle.

<b>Addition/ Reagent</b>	<b>(I) Origami</b>	<b>(II) GMBS-DNA</b>	<b>(III) M.TaqI C48S/422C</b>	<b>(IV) Target DNA duplex</b>	<b>(V) 6BAz</b>	<b>(VI) Streptavidin</b>	<b>(VII) Undocking strands</b>
<b>Stoichiometry</b>	Staple strands 50:1, docking strands 200:1 over M13mp18	10:1 over docking strands	1:1 with GMBS-DNA	1:1 with M.TaqI mutant	2.5:1 over target DNA	(on surface)	10:1 over target DNA
<b>Time (h)</b>	0	24	24	36	48	50	74
<b>Specific details and final concentrations</b>	0.4 nM M13mp18 + 20 nM staple strands + 80 nM docking strands thermocycled in origami buffer overnight, ultrafiltration with 50 kDa cutoff	8 $\mu$ M GMBS-coupled DNA + 8 $\mu$ M M.TaqI mutant incubated in conjugation buffer at 4°C for 1 h (Fig. S3); 800 nM M.TaqI-ODN added to (I) and incubated at 4°C overnight		800 nM pre-annealed target DNA duplex added to (I+II+III) and incubated at 4°C overnight	2 $\mu$ M 6BAz added to (I+II+III+IV) and incubated at 4°C for 2 h	Deposition of (I+II+III+IV+V) on mica, washed with 50 $\mu$ L origami buffer (5x) and drying; then 2 $\mu$ M streptavidin added, incubated for 5 min, washed with 50 $\mu$ L origami buffer (5x) and dried	8 $\mu$ M of each undocking strand added to (I+II+III+IV+V) and incubated at 4°C overnight
<b>AFM check time (h)</b>	24	48		48	50	51	74

**Table S1:** Details of stepwise experimental conditions of full enzyme nano-factory cycle.

## List of Sequences [from 5' to 3']

1 TTTTTGGTTCCGAAATCGGCAAATCCTGTTTGATGGTTTTGGAAGGGC  
2 GATCGGTGGGCTGCGCAACTGTTGTTTTGAGAGGGT  
3 AGCTATTTTGATAAATTAATGCCGTTTTGGTCATTT  
4 TTGCGGATGCTCCTTTTGATAAGATTTTAGTCAGGA  
5 CGTTGGGAACTGGCTCATTATACCTTTTTAGCAACG  
6 GCTACAGAAGCATCGGAACGAGGGTTTTCGCCACCC  
7 TCAGAACCTCAGGAGGTTTAGTACTTTTTTAGCGTT  
8 TGCCATCTGGTCATAGCCCCCTTATTTTAAATAGCA  
9 ATAGCTATAGAGCAAGAAACAATGTTTTCAATAATC  
10 GGCTGTCTGCATGTAGAAACCAATTTTAAATTTATC  
11 AAAATCATAGAAGAGTCAATAGTGTTTTTTATCATT  
12 TTGCGGAAAAAAGTTTGAGTAACATTTTCGTCTGAA  
13 ATGGATTACATTTTGACGCTCAATTTTT  
14 GCAGGCGAAAAATCCCTTATAAATCAAAGAA  
15 CTGCCGCTACCGACGATAAGTCGCCATTCACGGGCCTCTTCGCTATTTGCCCA  
16 GTTCTAGCTTGAGAGATCTACAAACGCCATTC  
17 CTTTAATTGGCTTAGAGCTTAATTATTCAACCGACTTATCGTCGGGAGCG  
18 TTTTAAGAAGAAAAATCTACGTTAGAGAGTACCTGCCGCTACCGACGATAAGTC  
19 CGAAAGACGGCTTTGAGGACTAAATTATGCGA  
20 CACCGTACGCCACCCTCAGAACCGCTCAGCAG  
21 CTGCCGCTACCGACGATAAGTCGCATTTTCTTTCATAATCAAATCAGGTGTAT  
22 CAATAATACTTACCGAAGCCCTTTTTTCATCG  
23 ATTTACGATTCCTTATCATTCCAAGTTAAGCCGACTTATCGTCGGGAGCG  
24 AGACGCTGAGGTCTGAGAGACTACCCATCCTACTGCCGCTACCGACGATAAGTC  
25 TTAATTTTCAAAGAAACCACCAGATTAGATTA  
26 AATACCTATTTACATTGGCAGATTGAACGTTA  
27 TAGCCCGAAGCGGTCCACGCTGGTTACGCCAG  
28 CTGGCGAACGGAAACCAGGCAAAGGGCTATCA  
29 GGTCATTGTCACCATCAATATGATGCTGAATC  
30 TGGTGCTGCAACAGGTCAGGATTAATAAAACG  
31 AACTAACGATCATTGTGAATTACCGACTTTTT  
32 CATGAGGATTGCGGGATCGTCACCCACCCCTC  
33 AGAGCCACAAGTATAGCCCGGAATACCGGAAC  
34 CAGAGCCATCAGACTGTAGCGCGTTTAAGAAA

35 AGTAAGCAAACCCACAAGAATTGAGAACGGGT  
36 ATTAAACCCAAGAAAAATAATATCCTTTTTAA  
37 CCTCCGGCAAACATAGCGATAGCAGGAGCGG  
38 AATTATCAATTAATCCTTTGCCCCACCAGTC  
39 ACACGACCTGCAACAGGAAAAACGCTCATGGA  
40 TTGCAGCAGATAGGGTTGAGTGTTGTTCCAGT  
41 TCTGGTGCAGGGGGATGTGCTGCATGAGAGAG  
42 CAGTCAAACCTGAGAGTCTGGAGCGCACCGCT  
43 GCAAACCTAGCTCAACATGTTTTGCCGGAGA  
44 CAACTTTAGAACAACATTATTACAGACCGGAA  
45 GGCCGCTTAGTTTTCCATTAAACGGTTTAATTT  
46 GTTGATATCACCTCATTTCAGGGAGTTAAA  
47 CTTTAGCGCCACCGGAGTGCTGCATGAGAGAG  
48 AGAGAGATGATAGCCGAACAAAGTAAGTTTGC  
49 GTCCTGAAAAGTACCGCACTCATCCTAATATC  
50 AATCCTTGTTAGGTTGGGTTATATATAGATAA  
51 CAACTCGTTCATATTCCTGATTATTCCTTAG  
52 CCAGCCATAGTAATAAAAAGGGACACAATTCGA  
53 TTGGAACACTTCACCGCCTGGCCCAGGCGATT  
54 AAGTTGGGTCCAGCCAGCTTCCGAAACAAGA  
55 GAATCGATCAAAGGGTGAGAAAGAAATATGC  
56 AACTAAAGGCTTCAAAGCGAACCAGGTAGAAA  
57 GATTCATCATTGGGCTTGAGATGGGTAAAATA  
58 CGTAATGCCGCTGAGGCTTGCAGGGATAGCAA  
59 GCCCAATAAGGCGGATAAGTGCCGCCTCAGAG  
60 CCGCCACCCAGTAGCGACAGAATCTACCAGAA  
61 GGAAACCGAGAGGGTAATTGAGCGGAGAACAA  
62 GCAAGCCGCGCCTGTTTATCAACAACTATAT  
63 GTAAATGCCGCTATTAATTAATTTTCAGATGAT  
64 GGCAATTCTATTAGACTTTACAAATTCTGGCC  
65 AACAGAGAGTAATATCCAGAACAATATTACCG  
66 TGATTGCCAGAGTCCACTATTAAGAACGTGG  
67 CTGCCGCTACCGACGATAAGTCATCGACTAACGCCAGGGTTTTTCGCAACAGC  
68 TAAAGATTGAACGGTAATCGTAAACTCAGGAA  
69 TAATTCGATACGGTGTCTGGAAGTTGTGTAGGGACTTATCGTCGGGAGCG



70 AGTAGTAAAGTTGAGATTTAGGAATCGCGTTTCTGCCGCTACCGACGATAAGTC  
71 TATTCGGTCACTACGAAGGCACCACCAGAACG  
72 TCAGTACCGGAACCCATGTACCGTAACCGATA  
73 ACCGTAATCTCAGAACCGCCACCCGGTTTTGC  
74 ACAAAGTCAGGAAACGCAATAATAATAGCAGC  
75 GCAGAACGTTTTTATTTTCATCGTCACCCTGA  
76 TAAATCGTTGATGCAAATCCAATCCAGCTAAT  
77 TTTAGAAGATCAATATAATCCTGATGCTTCTG  
78 CCTTGCTGTAGAACCCTTCTGACCTTTGAGGA  
79 ACTCCAACCTCACCAGTGAGACGGCCAGTCAC  
80 GACGTTGTGACGACCGTATCGGCACTAGCAT  
81 GTCAATCATGCAATGCCTGAGTAATTCATTCC  
82 ATGTAACACGAAAGACTTCAAATATAACCACAT  
83 TCAACTAATGCCCTGACGAGAACAACCTAAAA  
84 CGAAAGAGACCATCGCCCACGCATAAACTGA  
85 GTTTCGTGCGGATTAGGATTAGCGGTCAGAGCC  
86 ACCACCCTACCAATGAAACCATCGACGGAATA  
87 CCCAAAAGGGGAGAATTAAGTAAAGGAATCA  
88 TTACCGCGCAATAAACAACATGTTGCAAGACA  
89 AAGAACGCTGTGAGTGAATAACCTTTGTTTGG  
90 ATTATACTGTCAATAGATAATACATGAAAGCG  
91 TAAGAATAGAGTAGAAGAAGTCAAACCTATCGG  
92 TTTTTCTTGTCAAAGGGCGAAAAACCGTCTAT  
93 TGAGGGGAAAAACGACGGCCAGTGCAGGGTGG  
94 ATTTTAAATATGTACCCCGGTTGATGCCAGTT  
95 AGGAAGCCGTTGATTCCCAATTCTCCTCATAT  
96 ATAAGGCTTGCAGATACATAACGCAGATTAAG  
97 TGACAACAGCGAAAGAATACTACTATTCAGTGA  
98 CAAGAGAAACCAGTACAAACTACAGCCGACAA  
99 GAAACGTCCAGAGCCGCCACCAGAAGACTCCT  
100 CATTAGACAACCTGGCATGATTAAGCAAGGCCG  
101 GACGACGACCCAATAGCAAGCAAAGGGAAGCG  
102 TCAATATAGAGAAAACCTTTTTCAATCTGTCCA  
103 TTAGAGCCTCTGAATTATGGAAGGTACATAAA  
104 ACTTGCCCTCGTGGCACAGACAATACTAATAGA

105 CAGGGCGATTTGCGTATTGGGCGCCCAAGCTT  
106 GCATGCCTATCGTAACCGTGCATCTAATCAGA  
107 AAAGCCCCTAAAAATTTTTAGAACGCGAACGA  
108 GTAGATTTGCGGATTGCATCAAAACAAAAGGA  
109 ATTACGAGGTAACAAAGCTGCTCAAAACACTC  
110 ATCTTTGATGATACCGATAGTTGCACGCCTGT  
111 AGCATTCCAAGTATTAAGAGGCTGACCACCAC  
112 CAGAGCCGGCACCATTACCATTAGACTCCTTA  
113 TTACGCAGGAATAACATAAAAAACATCAGATAT  
114 AGAAGGCTCAAAAGGTAAAGTAATATATATTT  
115 TAGTTAATTTTTTAATGGAAACAGAATTGAAC  
116 CAACCATATTAGGTGCACTAACAATTTTTGAA  
117 TGGCTATTACTTCTTTGATTAGTAATAACATC  
118 AGAGGCGGTGGCCCACTACGTGAACCATCACC  
119 ATGGGCGCGCAGGTCGACTCTAGAGCGCGGGG  
120 CGCAAGGAAAAAACAGGAAGATTGTGGTGTAG  
121 GAAGCAAAAGTTTGACCATTAGATTATTTCAA  
122 AAATCAACGCATAGTAAGAGCAACTATAGTCA  
123 AAACAGCTCCCCCAGCGATTATACCATTACCC  
124 AAACATGAACAGACAGCCCTCATAAATTTCTT  
125 CACCAGTACCGCCAGCATTGACAGTTATTCTG  
126 TACAGAGATATGTTAGCAAACGTAAGCAAAAT  
127 AGTACCGATATCCGGTATTCTAAGGCAGCCTT  
128 AATTACCTTTCATCTTCTGACCTAGAATATAA  
129 AAATATCTTCAAAATTATTAGCACTTCATTTG  
130 GTAGCAATAGTCTTTAATGCGCGAGTTATCTA  
131 CAAATCAATAATGAATCGGCCAACGGATCCCC  
132 GGGTACCGATGGGATAGGTTACGTTATAAGCA  
133 AATATTTATTGCGGGAGAAGCCTTACATTTG  
134 CAAATGGTTCTTTACCCTGACTATACTATCAT  
135 AACCTCGACAAGAACCGGATATTCAAGCGCG  
136 AAACAAAGGCTTGCTTTCGAGGTGGTTAGCGT  
137 AACGATCTCCTATTTTCGGAACCTAGAGGTTGA  
138 GGCAGGTCTTTGGGAATTAGAGCCGAAAATAC  
139 ATACATAAGTCAAAAATGAAAATAAACGCGAG

140 GCGTTTTACGAGCCAGTAATAAGAAATTTAAT  
141 GGTTTGAAAATTACATTTAACAATGTAAAACA  
142 GAAATAAAAAAGGAATTGAGGAAGACTGATAG  
143 CCCTAAAATGTCCATCACGCAAATTAACCGTT  
144 AGCTGCATGTTTTTTGGGGTCGAGGTGCCGTA  
145 TGACCGTAAGCTCGAATTCGTAATGTCGTGCC  
146 TAATACTTAATTGTAAACGTTAATCGGCGGAT  
147 AAATCAGGCAATAACCTGTTTAGCTGACCCTG  
148 AATCTTCGTTTACCAGACGACGATTAAATCAA  
149 GTTTATCATAACAACGGAGATTTGTTCAAGAGT  
150 GCCCCCTGAAAGTTTTGTCTTTTTGTATCG  
151 TTGAGCCAAGACGATTGGCCTTGACAGTTAAT  
152 TGTTTAACAGGTGGCAACATATAATCACCGAC  
153 GGCATTTTGCGAACCTCCCGACTTCGATTTTT  
154 ACAAATTATACCGACCGTGTGATTAGGCAGA  
155 AACAGTAGGAAATTGCGTAGATTTTCAAGAAA  
156 AAAGAGTCCATCGCCATTA AAAATGGCAAATC  
157 AAGCACTATCCAGTCGGGAAACCTCATGGTCA  
158 TAGCTGTTTCTCCGTGGGAACAAAATTTTGTT  
159 AAAATTCGTGTACCAAAAACATTATATATTTT  
160 CATTTGGGAAAACGAGAATGACCAAAAACCA  
161 AAATAGCGGGCTGGCTGACCTTCAATCATCGC  
162 CTGATAAACAAAAGGAGCCTTTAATCCAGACG  
163 TTAGTAAAACAGTGCCCGTATAAATATTCACA  
164 AACGAATGAGGTGAATTATCACCGAAGAAACG  
165 CAAAGACACAATCCAAATAAGAAAGCGGGAGG  
166 TTTTGAAGACGCCAACATGTAATTAAATAAGG  
167 CGTTAAATGATGATGAAACAAACATCAGGTTT  
168 AACGTCAGCAATATCTGGTCAGTTACCGAACG  
169 AACCACCATATAATCAGTGAGGCCACCGAGTA  
170 GCCCGCTTAATCGGAACCCTAAAGGGAGCCCC  
171 CGTCGGATTCCTGTGTGAAATTGTCGCTCACT  
172 AAATCGGTCGTTAAATTTTTGTTATAACAACC  
173 CAGTTCAGGCGCGAGCTGAAAAGGATAAAGCT  
174 GGCGCATAAGAGGCTTTTGCAAAGCTTTAAA

175 AAAGGCTCTTGTGTCGAAATCCGCACAGACCA  
176 CTTGAGTATGAATTTTCTGTATGGTCCAAAAA  
177 TTCATTAAGATCTTCATTAAAGCCGTCAGTGC  
178 ATTTATCCCCACGGAATAAGTTTAGGAAATTA  
179 ATTTAACACCTTAAATCAAGATTAGCCATATT  
180 CAAAAGAAAAGAATAAACACCGGAATCGCCAT  
181 CCCTCAATATGAATATACAGTAACTACCTGAG  
182 AGTGTTTTGCAGAAGATAAAAACAGATATCAA  
183 CGATTTAGCACATTAATTGCGTTGTATCCGCT  
184 CACAATTCATTAAATGTGAGCGAGAATCAGCT  
185 CATTTTTTAATAAAGCCTCAGAGCTGGCATCA  
186 ATTCTACTTGAATCCCCCTCAAATGAAGTTTT  
187 GCCAGAGGGACAGATGAACGGTGTGACCTGCT  
188 CCATGTTATTTACGTTGAAAATCGATTTTGC  
189 TAAACAACAATAAGTTTTAACGGGAGAATGGA  
190 AAGCGCAGGAAGGTAAATATTGACTTTTGTCA  
191 CAATCAATAGTTACAAAATAAACAGTTGCTAT  
192 TTTGCACCTAGGGCTTAATTGAGAATCATAAT  
193 TACTAGAAAATTATTCATTTCAATAGTACCTT  
194 TTACATCGCCTTGCTGAACCTCAAAGGTGAGG  
195 CGGTCAGTGAACGGTACGCCAGAATCTTGAGA  
196 AGCTAACTAGCTTGACGGGGAAAGCCGGCGAA  
197 CTGCCGCTACCGACGATAAGTCTCATCAACCACACAACATACGAGCAATGAGTG  
198 AATTAAGCAACCAATAGGAACGCCGCCAGCTT  
199 ATATTCATAATAGTAGTAGCATTAAATTAGCAAGACTTATCGTCGGGAGCG  
200 TGAAAGAGGGGTAATAGTAAAATGCGTCATAACTGCCGCTACCGACGATAAGTC  
201 AATAATTTCTTAGCCGGAACGAGGACCAACTT  
202 GTACTGGTTTTCAACAGTTTCAGCTTGCGAAT  
203 GAGGGAGGTCTCTGAATTTACCGTACAGGAGT  
204 AATTTGCCAGAAAATTCATATGGTAACCGATT  
205 CTCAACAGCAGCTACAATTTTATCCAGAGCCT  
206 CAGAGGCGAAAGCCTGTTTAGTATAGCCAACG  
207 AAGCATCAGGAGAAACAATAACGGAAATCGCG  
208 TTAGACAGATTAACACCGCCTGCAAAAATCTA  
209 CGTGCGGATTTTAAAGCCTGGGGTGCCTCGGAAGCA

210 TAAAGTGTTTTTGTCTGGCCTTCCTGTAATCAAAAA  
211 TAATTCGCTTTTACAGGCAAGGCAAAGAACATCCAA  
212 TAAATCATTTTTTCCAATACTGCGGAATTTTAGACT  
213 GGATAGCGTTTTTAAGGGAACCGAACTGCGCAGACG  
214 GTCAATCATTTTGGAACAATAAGGAAGGAGTGAG  
215 AATAGAAATTTTCATGGCTTTTGATGATTCCAGTAA  
216 GCGTCATATTTTCAAAGGGCGACATTCTTACCAGC  
217 GCCAAAGATTTTCTAACGAGCGTCTTTCCTGAATCT  
218 TACCAACGTTTTATTCTTACCAGTATAACATATGCG  
219 TTATACAATTTTTGAATACCAAGTTACAATTCGCCT  
220 GATTGCTTTTTTAGCCAGCAGCAAATGAACAGTGCC  
221 ACGCTGAGTTTAAACAGGAGGCCGATTAAAGGGATT

222. *NH<sub>2</sub>-CGA CGA TAA GTC*

[M.TaqI binding ODN (**X**), partially complementary to overhang strands = 17, 23, 69 & 199].

223. *CGC TCC CGA CGA TAA GTC*

[Full complement of overhang strands = 17, 23, 69 & 199 to remove M.TaqI-ODN-conjugate from origami (**X'**)].

224. *GACTTATCGTCGGTAGCGGCAG*

[Full complement of overhangs of (15, 18), (21, 24), (67, 70) & (197, 200) to remove modified target from origami surface (**Y'**)].

225. *GTCGGTAGCGGCAGTTTTTTTTGCCGATCGATGCCGTTTTTTTTGTCGGTAGCGGCAG*

[Target DNA partially complementary to overhangs of (15, 18), (21, 24), (67, 70) & (197, 200) (**Y**)].

226. *CGG CAT CGA TCG GC*

[Complementary DNA to form duplex with target DNA sequence around the binding site for M.TaqI (225)].