

Including mode mixing in a higher-multipole model for gravitational waveforms from nonspinning black-hole binaries

Ajit Kumar Mehta,¹ Praveer Tiwari,^{1,2,3} Nathan K. Johnson-McDaniel,^{1,4}
Chandra Kant Mishra,⁵ Vijay Varma,^{6,1} and Parameswaran Ajith^{1,7}

¹*International Centre for Theoretical Sciences, Tata Institute of Fundamental Research,
Bangalore 560089, India*

²*Department of Physics, Indian Institute of Science, Bangalore 560012, India*

³*Department of Physics & Astronomy, Washington State University, Pullman, Washington 99164, USA*

⁴*Department of Applied Mathematics and Theoretical Physics, Centre for Mathematical Sciences,
University of Cambridge, Wilberforce Road, Cambridge CB3 0WA, United Kingdom*

⁵*Indian Institute of Technology Madras, Chennai 600036, India*

⁶*Theoretical Astrophysics, 350-17, California Institute of Technology, Pasadena, California 91125, USA*

⁷*Canadian Institute for Advanced Research, CIFAR Azrieli Global Scholar,
MaRS Centre, West Tower, 661 University Avenue, Suite 505, Toronto, Ontario M5G 1M1, Canada*



(Received 15 February 2019; published 16 July 2019)

As gravitational-wave (GW) observations of binary black holes are becoming a precision tool for physics and astronomy, several subdominant effects in the GW signals need to be accurately modeled. Previous studies have shown that neglecting subdominant modes in the GW templates causes an unacceptable loss in detection efficiency and large systematic errors in the estimated parameters for binaries with large mass ratios. Our recent work [Mehta *et al.*, *Phys. Rev. D* **96**, 124010 (2017)] constructed a phenomenological gravitational waveform family for nonspinning black-hole binaries that includes subdominant spherical harmonic modes ($\ell = 2, m = \pm 1$), ($\ell = 3, m = \pm 3$), and ($\ell = 4, m = \pm 4$) in addition to the dominant quadrupole mode, ($\ell = 2, m = \pm 2$). In this article, we construct analytical models for the ($\ell = 3, m = \pm 2$) and ($\ell = 4, m = \pm 3$) modes and include them in the existing waveform family. Accurate modeling of these modes is complicated by the mixing of multiple spheroidal harmonic modes. We develop a method for accurately modeling the effect of mode mixing, thus producing an analytical waveform family that has faithfulness greater than 99.6%.

DOI: [10.1103/PhysRevD.100.024032](https://doi.org/10.1103/PhysRevD.100.024032)

I. INTRODUCTION

The detection of compact binary coalescences is now commonplace for the Advanced LIGO [1] and Advanced Virgo [2] detectors, and they have now produced their first catalog of such detections [3]. The accurate extraction of the parameters and hence the science output from these events depend on the accurate modeling of the gravitational waves (GWs) from such sources. Detection of GWs from compact binaries primarily relies on the method of matched filtering, which requires hundreds of thousands of signal templates to be compared against the data (e.g., Refs. [4,5]). Inference of source parameters from observed signals also relies on comparing the data with theoretical waveform templates [6]. Although numerical relativity (NR) provides the most accurate template waveforms, the large computational cost and sparse parameter space coverage of the NR simulations make the direct implementation of NR waveforms in GW data analysis challenging (see Refs. [7,8] for some recent work in this direction). Over the past decade, there has

thus been considerable effort devoted to developing quick-to-evaluate accurate waveform models for the detection and parameter estimation of GWs from the inspiral, merger, and ringdown of binary black holes, e.g., Refs. [9–28].

Most of these (semi)analytical waveforms contain only the dominant multipoles (quadrupole) of the gravitational radiation, though higher-multipole models are now starting to be developed [12,29–35]. Studies show that neglecting the higher modes can result in a considerable reduction in the sensitivity of searches for high-mass, higher-mass-ratio binary black holes [36–39]. Neglecting these modes can also lead to systematic biases in the parameter estimation of LIGO events from binaries with large mass ratios or high inclination angles, thus biasing our inference of the astrophysical properties of the sources [36,38,40]. The inclusion of higher multipoles is also expected to provide several other advantages, such as improvements in the precision of parameters extracted from the data [8,31,41–48] and in the accuracy of various observational

tests of general relativity (GR) [49], the detection of GW memory [50,51], etc.

In this paper, we extend our previous higher-multipole waveform family for nonspinning binary black holes [52] to include some additional subdominant spherical harmonic modes ($\ell = 3, m = 2$ and $\ell = 4, m = 3$) which have a more complicated behavior in their postmerger part of the waveforms due to an effect known as *mode mixing*.¹ As a consequence, they possess some unusual bumps in the postmerger part which make it difficult to model them accurately. The dominant cause for mode mixing is the mismatch between angular basis functions used in NR (i.e., spin -2 weighted *spherical* harmonics) and in Kerr black-hole perturbation theory (i.e., spin -2 weighted *spheroidal* harmonics) [53].² As GW observations are entering a regime of precision astronomy, such as precision tests of GR [56–59], modeling of such subtle effects in the waveforms becomes important.

We introduce a method for approximately extracting the unmixed spheroidal harmonic modes from the spherical harmonic modes (the quasinormal modes separate in the spheroidal basis). We then model these unmixed modes using suitable phenomenological functions motivated by black-hole perturbation theory and finally reintroduce the mixing to obtain the model for the spherical harmonic modes. The resulting waveform model is highly faithful (faithfulness greater than 99.6%) and fast to evaluate.

We describe our method for removing the mode mixing approximately and modeling the resulting “unmixed” modes in Sec. II, where we also describe how we add the mode mixing back into the final model and test its accuracy by computing matches with hybrid waveforms. We summarize and conclude in Sec. III. Additionally, we list the waveforms used for calibration and validation in Appendix A and give some additional plots in Appendix B. Throughout the paper, we denote the binary’s total mass by M . We also denote the real and imaginary parts of quantities by superscripts R and I, respectively.

II. IMPROVED WAVEFORM MODEL FOR SUBDOMINANT MODES

A. Mixing of spherical and spheroidal harmonic modes

The two polarizations $h_+(t)$ and $h_\times(t)$ of GWs can be expressed as a complex waveform $\mathbf{h}(t) := h_+(t) - ih_\times(t)$. It is convenient to expand this in terms of the spin -2 weighted spherical harmonics so that the radiation along any direction (ι, φ_0) in the source frame can be expressed as

$$\mathbf{h}(t; \iota, \varphi_0) = \sum_{\ell \geq 2} \sum_{|m| \leq \ell} Y_{\ell m}(\iota, \varphi_0) \mathbf{Y}_{\ell m} \mathbf{h}_{\ell m}(t). \quad (2.1)$$

The spherical harmonic modes $\mathbf{Y}_{\ell m}(t) = A_{\ell m}(t) e^{i\phi_{\ell m}(t)}$ are purely functions of the intrinsic parameters of the system (such as the masses and spins of the binary), while all the angular dependence is captured by the spherical harmonic basis functions $Y_{\ell m}(\iota, \varphi_0)$. Here, by convention, the polar angle ι is measured with respect to the orbital angular momentum of the binary. The leading contribution to $\mathbf{h}(t; \iota, \varphi_0)$ comes from the quadrupolar 22 modes.

We construct spherical harmonic modes of hybrid waveforms for different modes using the method described in Refs. [38,52]. Figure 1 shows the amplitude (solid lines in left panel) and instantaneous frequency (solid lines in right panel) of the second time derivative of different spherical harmonic modes of the hybrid waveforms with mass ratio $q = 4$.³ We note that the 22, 33, 44, and 21 modes, for which an analytical phenomenological model was presented in Ref. [52], have smoothly varying amplitude and frequency. On the other hand, the 32 and 43 modes have some bumps in the postmerger regime ($t > 0$). The unusual behavior of these modes is attributed to what is known as mode mixing, where multiple spheroidal harmonic modes are getting mixed in one spherical harmonic mode. The prime cause of the mode mixing is the mismatch between the angular basis that is used in NR simulations to extract waveforms (spherical harmonics) and the one that is used to separate the Teukolsky equations in Kerr black-hole perturbation theory (spheroidal harmonics) [53].

The mixing of multiple spheroidal harmonic modes creates multiple frequencies in the ringdown waveform that makes it hard to model them using simple analytical functions. Figure 2 shows an example of the Fourier-domain amplitude $|\tilde{\mathbf{h}}_{\ell m}^R(f)|$ of different hybrid modes—note the nonmonotonic behavior seen in the higher frequencies of the 32 and 43 modes. These modes were thus left out of the phenomenological model presented in Ref. [52]. In this paper, we present a phenomenological model for the 32 and 43 modes. Our approach is to subtract

¹Since we are considering nonprecessing binaries, we will only refer to the modes with positive m explicitly, as the modes with negative m can be obtained from the positive m modes by symmetry. Additionally, we will refer to the modes using just ℓm for the remainder of the paper.

²See Ref. [54] for an initial study of this effect and Ref. [55] for a further study of mode mixing in numerical relativity waveforms.

³We consider the second time derivative of \mathbf{h} (i.e., the Weyl scalar ψ_4) here instead of \mathbf{h} itself in order to give a cleaner illustration. If we make the same plot using \mathbf{h} , we find additional oscillations, even in modes that are not expected to have significant mode mixing. These oscillations appear to be due primarily to additional constant and linear terms in \mathbf{h} that are removed by taking the time derivatives. Taking a single time derivative of \mathbf{h} (i.e., considering the Bondi news) removes most of the oscillations, but taking a second time derivative removes some remaining oscillations. Since we are concerned with removing the mode mixing in the frequency domain, where the time derivatives correspond to a multiplicative factor, there is nothing lost in illustrating the mode mixing removal in the time domain using ψ_4 . We compute the second time derivative by second-order accurate finite differencing.

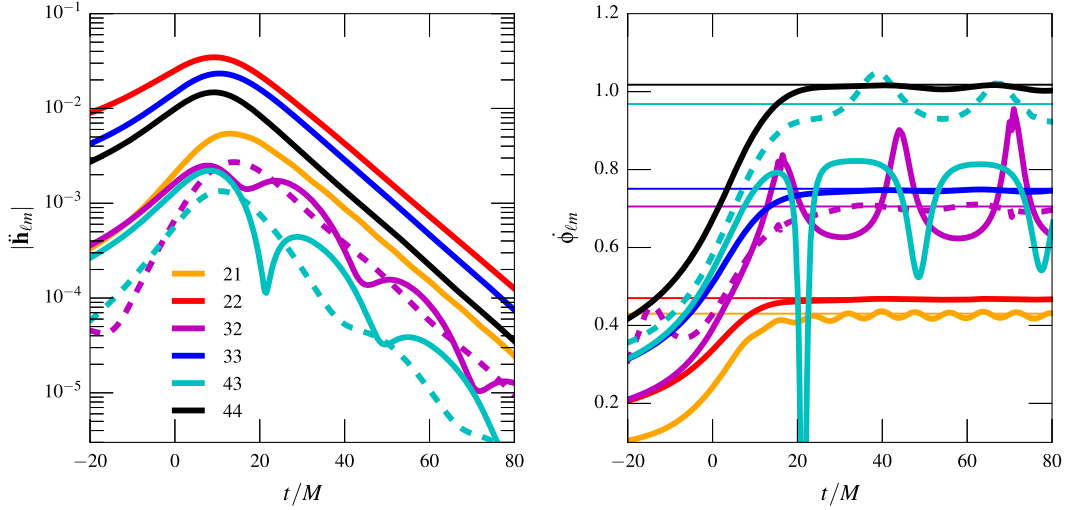


FIG. 1. *Left panel:* Amplitude of the second time derivative of different spherical harmonic modes $Y_{\ell m} \ddot{h}_{\ell m}(t)$ (solid lines) from a nonspinning binary with mass ratio $q = 4$. Time $t = 0$ corresponds to the peak amplitude of the 22 mode. Note the oscillations in the 32 and 43 modes for $t > 0$, due to the mixing of multiple spheroidal harmonic modes. The dashed lines show the amplitude of the second time derivative of the spheroidal harmonic modes $\mathcal{S}\ddot{h}_{\ell m 0}(t)$ for $\ell m \in \{32, 43\}$ constructed using the prescription presented in Sec. II B, which are better behaved in the ringdown regime ($t > 0$). *Right panel:* The instantaneous frequency $\dot{\phi}_{\ell m}(t)$ of the second time derivatives of the spherical (solid lines) and spheroidal (dashed lines) modes. The horizontal lines show the quasinormal-mode frequencies of different modes. Note that the 32 and 43 spherical harmonic modes' frequencies (solid lines) do not approach the corresponding quasinormal-mode frequencies, while the spheroidal harmonic modes' frequencies (dashed lines) do. Note also that the oscillations in the instantaneous frequency of the 21 mode are not due to mixing from the 31 mode, which has an indistinguishable effect in this plot. These are rather likely due to the interference between positive and negative frequency QNMs, which is found to be particularly prominent for the $m = 1$ modes in [60]; see also [34].

the effect of mode mixing from these modes, which allows us to model these unmixed modes using methods that were used earlier, and then reintroduce the effects of mode mixing to obtain the final model.

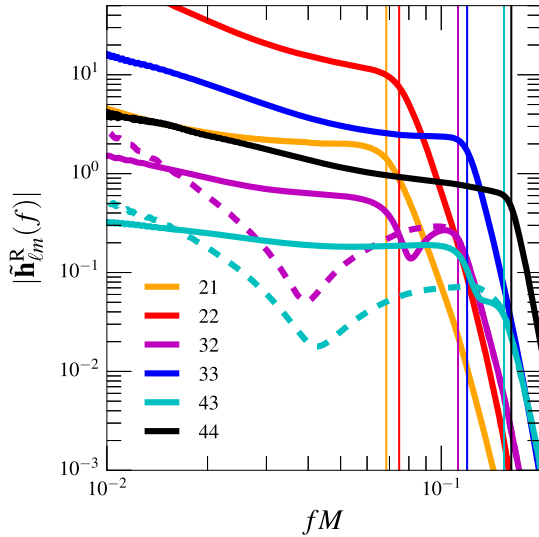


FIG. 2. Fourier-domain amplitude $|\tilde{h}_{\ell m}^R(f)|$ of the spherical (solid) and spheroidal (dashed) harmonic modes from a nonspinning binary with mass ratio $q = 4$. The vertical line with the corresponding color represents $f_{\ell m}^{QNM}$.

B. Removal of mode mixing from the 32 and 43 modes

The binary merger produces a perturbed black hole which settles into a stationary Kerr black hole. Teukolsky's solution for GWs from a perturbed Kerr black hole has a natural decomposition in spin -2 weighted spheroidal harmonics, $S_{\ell mn} \equiv S_{\ell m}(a_f \omega_{\ell mn})$ associated with quasinormal-mode (QNM) frequencies $\omega_{\ell mn}$, where $M_f a_f$ is the spin angular momentum of the final black hole (of mass M_f). See, e.g., Ref. [61] for information about the properties of these functions. Thus, GW polarizations from the ringdown can be written as

$$\mathbf{h}(t; t, \varphi_0) = \sum_{\ell' \geq 2} \sum_{|m| \leq \ell'} \sum_{n \geq 0} S_{\ell' mn}(t, \varphi_0) \mathcal{S}\mathbf{h}_{\ell' mn}(t). \quad (2.2)$$

Here, the overtone index n measures the magnitude of the imaginary part of the quasinormal-mode frequencies $\omega_{\ell mn}$. Note that the spheroidal harmonic basis functions $S_{\ell mn}$ can be expressed in terms of (spin -2 weighted) spherical harmonics $Y_{\ell m}$ as

$$S_{\ell mn} = \sum_{\ell' \geq |m|} \mu_{m\ell\ell'}^* Y_{\ell' m}, \quad (2.3)$$

where $\mu_{m\ell\ell'}$ are mixing coefficients which can be computed simply using the fits provided by Berti and Klein [62] (there are more complicated fits given in Ref. [63]), and the star

denotes the complex conjugate.⁴ By inserting this expansion in Eq. (2.2), we have

$$\mathbf{h}(t; \iota, \varphi_0) = \sum_{\ell' \geq 2} \sum_{|m| \leq \ell'} \sum_{n \geq 0} \sum_{\ell \geq |m|} \mu_{m\ell\ell'n}^* Y_{\ell m}(\iota, \varphi) \mathbf{S} \mathbf{h}_{\ell'mn}(t). \quad (2.4)$$

Comparing this with Eq. (2.1), we get

$$Y_{\mathbf{h}_{\ell m}}(t) = \sum_{\ell' \geq |m|} \sum_{n \geq 0} \mathbf{S} \mathbf{h}_{\ell'mn}(t) \mu_{m\ell\ell'n}^*. \quad (2.5)$$

Thus, spherical harmonic modes of the hybrid waveforms can be written in terms of the spheroidal harmonic modes. From inspection of the different spherical harmonic modes of the NR data, we get an understanding of the relative amplitudes of these modes (see, e.g., Fig. 1 in both Refs. [12,32]). We thus make the following approximations when removing the mode mixing:

- (i) The amplitudes of the higher spheroidal overtones are negligible because their damping times are at least 3 times smaller than those of the leading overtone $n = 0$. Hence, we will only consider mixing from the leading overtone.
- (ii) For $\ell = m$ spherical modes, the mixing contribution from any mode except the $\ell\ell 0$ spheroidal mode is negligible.
- (iii) For a general ℓm spherical mode, contribution from spheroidal modes with $\ell' > \ell$ is negligible, since the higher mode amplitudes are much smaller than the $\ell m 0$ spheroidal mode, and they are also multiplied by the mixing coefficient, which is already small.

As a result of these approximations, a particular ℓm spherical mode will have contribution from spheroidal modes $\ell' m 0$ with $\ell' \leq \ell$ (and the obvious restriction of $\ell' \geq |m|$). We thus have

$$Y_{\mathbf{h}_{\ell m}}(t) \simeq \sum_{\ell' \leq \ell} \mathbf{S} \mathbf{h}_{\ell' m 0}(t) \mu_{m\ell\ell'0}^*. \quad (2.6)$$

To determine the spheroidal modes $\mathbf{S} \mathbf{h}_{\ell' m 0}(t)$ from the spherical modes $Y_{\mathbf{h}_{\ell m}}(t)$, we observe that it is a perfectly determined system of coupled equations when we consider different ℓm spherical modes. To be specific, we compute the following spheroidal modes:⁵

⁴We actually substitute $\mu_{m\ell\ell'n} \rightarrow (-1)^{\ell+\ell'} \mu_{m\ell\ell'n}$, where the prefactor corrects for the difference in the sign convention for spin-weighted spherical harmonics that we use—the same convention as in Ref. [64], which is also the one used in the SPEG code [65]—and the one used by Berti and Klein. There is an additional factor of $(-1)^m$ that we neglect, as it is fixed for each mode we consider (including its mixed modes).

⁵The same procedure also works for modes with $m \leq \ell - 2$ that have three or more spheroidal modes mixed into the spherical mode in our approximation, e.g., the 42 mode studied in Ref. [66]. However, this mode has a small enough amplitude that we do not include it in the present study.

$$\mathbf{S} \mathbf{h}_{320}(t) \simeq \frac{Y_{\mathbf{h}_{32}}(t) - Y_{\mathbf{h}_{22}}(t) \mu_{2320}^* / \mu_{2220}^*}{\mu_{2330}^*}, \quad (2.7a)$$

$$\mathbf{S} \mathbf{h}_{430}(t) \simeq \frac{Y_{\mathbf{h}_{43}}(t) - Y_{\mathbf{h}_{33}}(t) \mu_{3430}^* / \mu_{3330}^*}{\mu_{3440}^*}. \quad (2.7b)$$

These spheroidal harmonic modes for a binary with $q = 4$ are shown as dashed lines in Fig. 1 (as discussed there, we plot the second time derivatives to give a cleaner illustration). It can be seen that the amplitude oscillations seen in the spherical modes (solid lines) are largely absent in the spheroidal modes (dashed lines). In addition, the instantaneous frequency (right panel) of the spheroidal modes approaches the corresponding quasinormal-mode frequency.

We can also convert Eqs. (2.7) into the frequency domain, so that we can remove the mode mixing from the frequency-domain waveforms. Here, we want to compute the Fourier transforms of the real and imaginary parts separately, since in this nonprecessing case we can focus on just modeling the real part, and the imaginary part can be obtained from the real part by a phase shift of $\pi/2$. However, we give the expression for the imaginary part as well, for completeness. A straightforward calculation, i.e., taking the real and imaginary parts of Eq. (2.7a) and expressing them in the frequency domain, gives us the following form for the 32 mode:

$$\begin{aligned} \tilde{\mathbf{S}} \mathbf{h}_{320}^{\mathbf{R}}(f) &\simeq (\alpha_1 \mu_{2330}^{\mathbf{R}} - \alpha_2 \mu_{2330}^{\mathbf{I}}) / |\mu_{2330}|^2, \\ \tilde{\mathbf{S}} \mathbf{h}_{320}^{\mathbf{I}}(f) &\simeq (\alpha_2 \mu_{2330}^{\mathbf{R}} + \alpha_1 \mu_{2330}^{\mathbf{I}}) / |\mu_{2330}|^2, \end{aligned} \quad (2.8)$$

where

$$\begin{aligned} \alpha_1 &:= Y_{\tilde{\mathbf{h}}_{32}^{\mathbf{R}}}(f) - (Y_{\tilde{\mathbf{h}}_{22}^{\mathbf{R}}}(f) \rho_{2320}^{\mathbf{R}} + Y_{\tilde{\mathbf{h}}_{22}^{\mathbf{I}}}(f) \rho_{2320}^{\mathbf{I}}), \\ \alpha_2 &:= Y_{\tilde{\mathbf{h}}_{32}^{\mathbf{I}}}(f) + (Y_{\tilde{\mathbf{h}}_{22}^{\mathbf{R}}}(f) \rho_{2320}^{\mathbf{I}} - Y_{\tilde{\mathbf{h}}_{22}^{\mathbf{I}}}(f) \rho_{2320}^{\mathbf{R}}). \end{aligned} \quad (2.9)$$

Here, $\rho_{2320} := \mu_{2320} / \mu_{2220}$ and $Y_{\tilde{\mathbf{h}}_{\ell m}^{\mathbf{R}}}(f)$, $Y_{\tilde{\mathbf{h}}_{\ell m}^{\mathbf{I}}}(f)$ are the Fourier transforms of the real and imaginary parts of $Y_{\mathbf{h}_{\ell m}}(t)$, respectively. The expressions for the 43 mode are analogous.

The amplitude $|Y_{\tilde{\mathbf{h}}_{\ell m}^{\mathbf{R}}}(f)|$ in the Fourier domain is shown for the 32 and 43 modes in Fig. 3 (lighter shades). There are clearly two features in the 32 mode at close to the QNM frequencies of the 320 and 220 modes and similarly for the 43 mode. Now, the unmixed modes are constructed as follows:

$$A_{\ell m}^{\mathbf{U}}(f) := \begin{cases} |Y_{\tilde{\mathbf{h}}_{\ell m}^{\mathbf{R}}}(f)|, & f < f_{\ell m}^{\text{mix}}, \\ w_{\ell m}^{\mathbf{U}} |S \tilde{\mathbf{h}}_{\ell m 0}^{\mathbf{R}}(f)|, & f \geq f_{\ell m}^{\text{mix}}, \end{cases} \quad (2.10a)$$

$$\Psi_{\ell m}^{\mathbf{U}}(f) := \begin{cases} \arg(Y_{\tilde{\mathbf{h}}_{\ell m}^{\mathbf{R}}}(f)), & f < f_{\ell m}^{\text{mix}}, \\ \phi_{\ell m}^{\mathbf{U}} + \arg(S \tilde{\mathbf{h}}_{\ell m 0}^{\mathbf{R}}(f)), & f \geq f_{\ell m}^{\text{mix}}, \end{cases} \quad (2.10b)$$

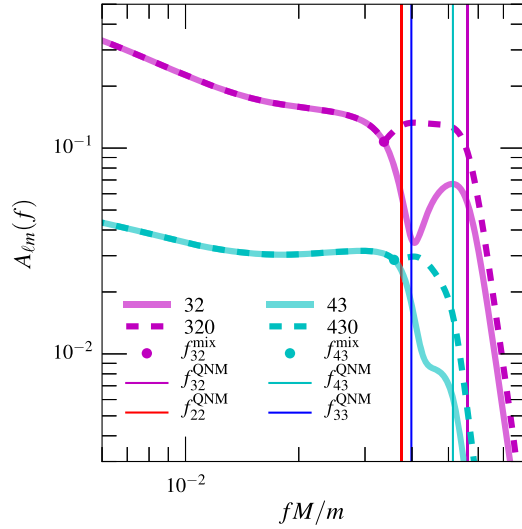


FIG. 3. The amplitude of mixed and unmixed modes as a function of frequency for mass ratio $q = 4$. The dashed lines represent the amplitude of unmixed modes. The 43 mode has been scaled appropriately to avoid overlap with the 32 mode.

where $A_{\ell m}^U(f)$ and $\Psi_{\ell m}^U(f)$ represent the amplitude and phase of the unmixed modes, respectively, while $f_{\ell m}^{\text{mix}}$ is a transition frequency. The parameters $w_{\ell m}^U$ and $\phi_{\ell m}^U$ are determined by demanding the continuity of the amplitude and phase at $f_{\ell m}^{\text{mix}}$, respectively.

To determine $f_{\ell m}^{\text{mix}}$, we note that the bump in the amplitude of a certain ℓm spherical harmonic mode due to the mixing of the $(\ell - 1)m$ mode always appears at frequencies slightly below the ℓm mode's dominant QNM frequency $f_{\ell m}^{\text{QNM}}$. When $f_{\ell m}^{\text{mix}}$ is allowed to be a free parameter, it becomes degenerate with the model parameters [Eq. (2.18)] and thus makes the model fail; i.e., the parameters appearing in Eq. (2.18) do not have a simple dependence on η . We find that fixing $f_{\ell m}^{\text{mix}} = 0.9f_{\ell m}^{\text{QNM}}$ gives good agreement of the model parameters with quadratic functions of η . In Fig. 3, we also plot the unmixed modes (dashed lines). The bumps in the amplitudes of the spherical harmonic modes due to mode mixing are significantly suppressed in the unmixed modes.

C. Construction of the analytical waveform model

To construct models for the amplitude $A_{\ell m}^U(f)$ and phase $\Psi_{\ell m}^U(f)$, $\ell m \in \{32, 43\}$, we follow exactly the same procedure as Sec. II B of Ref. [52]. We calibrate the model to the same hybrid waveforms used to calibrate the model in Ref. [52]. These hybrid waveforms are constructed by matching NR waveforms from the SXS Gravitational Waveform Database [29,67–69], listed in Appendix A, with post-Newtonian (PN)/effective-one-body waveforms, using the procedure described in Refs. [38,52]. The imaginary part of the unmixed mode (in the time

domain) is related to the real part by a phase shift of $\pi/2$, due to the symmetry of nonprecessing binaries. Hence, we only model the Fourier transform of the real part. The amplitude model is thus

$$A_{\ell m}^{\text{U,mod}}(f) = \begin{cases} A_{\ell m}^{\text{IM}}(f), & f < f_{\ell m}^{\text{A}}, \\ A_{\ell m}^{\text{RD}}(f), & f \geq f_{\ell m}^{\text{A}}, \end{cases} \quad (2.11)$$

where $f_{\ell m}^{\text{A}}$ denotes the transition frequency from the inspiral-merger part of the waveform to the ringdown in the amplitude. The inspiral-merger part is modeled as

$$A_{\ell m}^{\text{IM}}(f) = A_{\ell m}^{\text{PN}}(f) \left[1 + \sum_{k=0}^{k=1} (\alpha_{k,\ell m} + \alpha_{k,\ell m}^L \ln v_f) v_f^{k+8} \right], \quad (2.12)$$

where $v_f = (2\pi M f/m)^{1/3}$ and $A_{\ell m}^{\text{PN}}(f)$ is the Padé resummed version of the Fourier-domain 3PN amplitude of the 32 and 43 modes. The Fourier-domain amplitude is obtained using the stationary phase approximation as in Ref. [70], starting from the time-domain PN results in Ref. [71]. We use P_4^0 and P_3^0 Padé approximants for the 32 and 43 modes, respectively, similar to our treatment of the other modes in Ref. [52].

The modeling of $A_{\ell m}^{\text{RD}}(f)$ exactly follows Eq. (2.10) of Ref. [52], i.e.,

$$A_{\ell m}^{\text{RD}}(f) = w_{\ell m} e^{-\lambda_{\ell m}} |\mathcal{B}_{\ell m}(f)|, \quad (2.13)$$

where $\mathcal{B}_{\ell m}(f)$ is the Fourier transform of a damped sinusoid:

$$\mathcal{B}_{\ell m}(f) = \frac{\sigma_{\ell m} - if}{f_{\ell m}^2 + (\sigma_{\ell m} - if)^2}. \quad (2.14)$$

The frequencies $f_{\ell m}$ and $\sigma_{\ell m}$ are the real and imaginary parts of the $\ell m 0$ quasinormal-mode frequency of a Kerr black hole $\Omega_{\ell m 0} = 2\pi(f_{\ell m} + i\sigma_{\ell m})$, determined from the mass and spin of the final black hole using the fits from Refs. [72–74]. The phenomenological parameter $\lambda_{\ell m}$ in Eq. (2.13) is determined from fits to numerical Fourier transforms of the hybrid waveforms, while $w_{\ell m}$ is a normalization constant to make the amplitudes continuous at the merger-ringdown matching frequency $f_{\ell m}^{\text{A}}$. The mass and spin of the final black hole are computed from the masses of the initial black holes using fitting formulas calibrated to NR simulations, given in Ref. [12].

Similarly, for the phase model, we have

$$\Psi_{\ell m}^{\text{U,mod}}(f) = \begin{cases} \Psi_{\ell m}^{\text{IM}}(f), & f < f_{\ell m}^{\text{P}}, \\ \Psi_{\ell m}^{\text{RD}}(f), & f \geq f_{\ell m}^{\text{P}}, \end{cases} \quad (2.15)$$

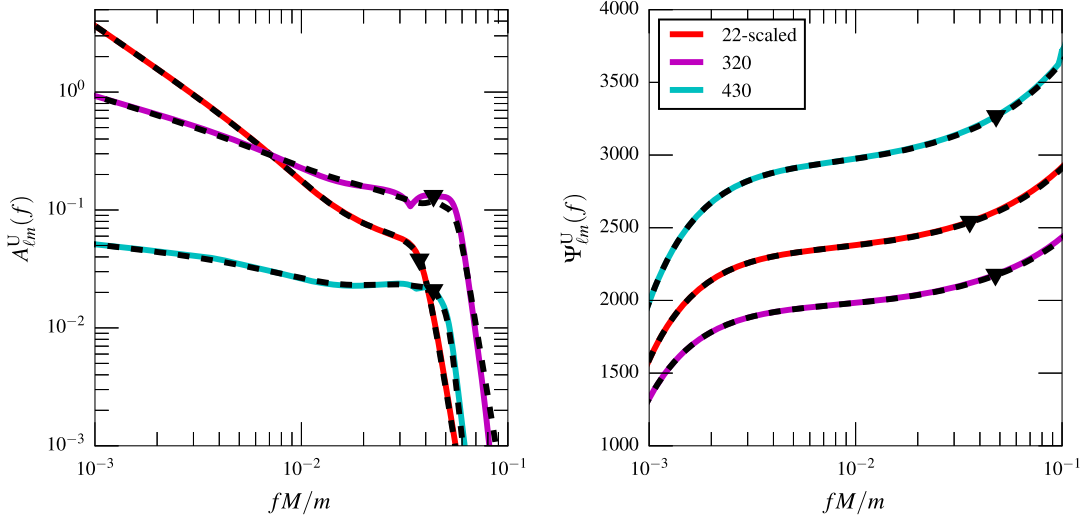


FIG. 4. Comparison between the amplitude (left panel) and phase (right panel) of the unmixed modes for the hybrid and analytical model waveforms for mass ratio $q = 4$. In each plot, the solid lines correspond to the unmixed modes, and the dashed lines correspond to the analytical model waveforms for the same mode. The black triangles represent the transition frequency from the inspiral-merger part of the waveform to the ringdown part as defined in Eqs. (2.11) and (2.15), i.e., $f_{\ell m}^A$ and $f_{\ell m}^P$. The amplitude and phase of the 22 mode have been scaled appropriately to make them fit inside the figure.

$$\Psi_{\ell m}^{\text{IM}}(f) = \Psi_{\ell m}^{\text{PN}}(f) + \sum_{k=0}^{k=3} (\beta_{k,\ell m} + \beta_{k,\ell m}^L \ln v_f) + \beta_{k,\ell m}^{\text{L2}} \ln^2 v_f v_f^{k+8}, \quad (2.16)$$

where $\Psi_{\ell m}^{\text{PN}}(f)$ is the PN phasing of the ℓm mode and $f_{\ell m}^P$ denotes the transition frequency from the inspiral-merger part of the waveform to the ringdown in the phase. The ringdown part of the phase is modeled as

$$\Psi_{\ell m}^{\text{RD}}(f) = 2\pi f t_{\ell m}^P + \phi_{\ell m}^P + \arctan \mathcal{B}_{\ell m}(f), \quad (2.17)$$

where $t_{\ell m}^P$ and $\phi_{\ell m}^P$ are computed by matching two phases ($\Psi_{\ell m}^{\text{IM}}$ and $\Psi_{\ell m}^{\text{RD}}$) and their first derivative at the matching frequency $f_{\ell m}^P$.

Now, the phenomenological parameters appearing in the analytical models (for the 32 and 43 modes) are represented as quadratic functions of the symmetric mass ratio η ,

$$\begin{aligned} \alpha_{i,\ell m} &= \alpha_{i,\ell m}^\alpha + b_{i,\ell m}^\alpha \eta + c_{i,\ell m}^\alpha \eta^2, \\ \alpha_{i,\ell m}^L &= \alpha_{i,\ell m}^{\alpha,L} + b_{i,\ell m}^{\alpha,L} \eta + c_{i,\ell m}^{\alpha,L} \eta^2, \\ \beta_{k,\ell m} &= \beta_{k,\ell m}^\beta + b_{k,\ell m}^\beta \eta + c_{k,\ell m}^\beta \eta^2, \\ \beta_{k,\ell m}^L &= \beta_{k,\ell m}^{\beta,L} + b_{k,\ell m}^{\beta,L} \eta + c_{k,\ell m}^{\beta,L} \eta^2, \\ \beta_{0,\ell m}^{\text{L2}} &= \beta_{0,\ell m}^{\beta,\text{L2}} + b_{0,\ell m}^{\beta,\text{L2}} \eta + c_{0,\ell m}^{\beta,\text{L2}} \eta^2, \\ \lambda_{\ell m} &= \lambda_{\ell m}^\lambda + b_{\ell m}^\lambda \eta + c_{\ell m}^\lambda \eta^2, \\ f_{\ell m}^X &= (\alpha_{\ell m}^X + b_{\ell m}^X \eta + c_{\ell m}^X \eta^2)/M, \end{aligned} \quad (2.18)$$

where the index i runs from 0 to 1 and k runs from 0 to 3, while $X \in \{A, P\}$. We also refit the phase of the 22 mode using the smaller number of coefficients given in (2.16); the fit in Ref. [52] has the same form, except that the sum extends up to $k = 4$ instead of $k = 3$. We use this refit since it improves the 22 mode's overlap with high mass ratio hybrid waveforms. Figure 4 provides a comparison of the amplitudes and phases of the unmixed modes in the Fourier domain with the analytical fits given by Eqs. (2.11) and (2.15). Figure 5 shows the values of the phenomenological parameters estimated from the hybrid waveforms, as well as the fits given in Eq. (2.18).⁶

D. Adding the mode mixing contribution into unmixed modes

Having constructed analytical models for the amplitude and phase of unmixed modes, we need to add the mode mixing contribution back into this model in order to get the analytical model for the amplitude and phase of the spherical harmonic modes $Y_{\ell m}^{\text{R}}(f)$. This is done as follows: we denote the (Fourier-domain) model waveform by

⁶We find that quadratic polynomials in η provide sufficiently accurate fits in terms of mismatches. Hence, we do not consider higher-order fits, even though there appears to be some substructure that would require a higher-order polynomial to fit (Fig. 5). It is possible that some of the structure seen in the 32 and 43 modes' coefficients for η close to 0.25 is related to the fact that the mode mixing removal does not work as well for $q < 3$, as discussed below.

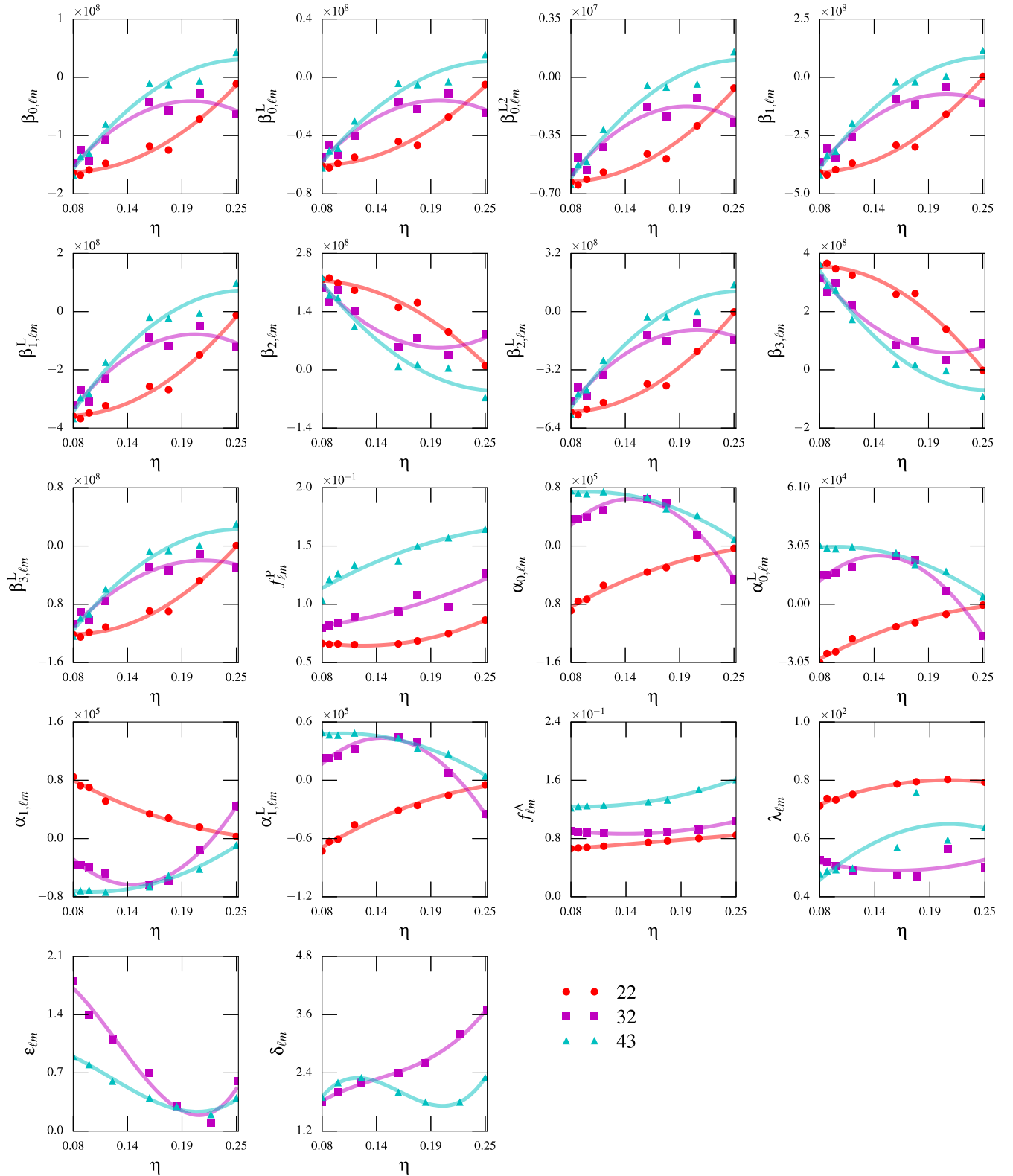


FIG. 5. The estimated values of the phenomenological parameters describing the analytical model waveforms, plotted against the symmetric mass ratio η .

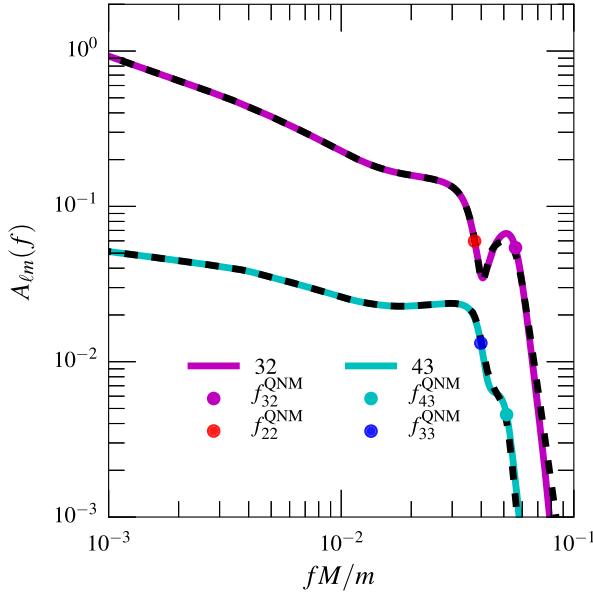


FIG. 6. Comparison of the amplitude of the mixed modes for a mass ratio $q = 4$, showing the hybrid (solid lines) and analytical model (dashed lines).

$$Y_{\ell m}^{\tilde{\mathbf{h}}^{\text{mod}}}(f) := A_{\ell m}^{\text{U,mod}}(f) e^{i\Psi_{\ell m}^{\text{U,mod}}(f)}, \quad (2.19)$$

where $A_{\ell m}^{\text{U,mod}}(f)$ and $\Psi_{\ell m}^{\text{U,mod}}(f)$ are given by Eqs. (2.11) and (2.15). We then write

$$\begin{aligned} M_{32}^{\tilde{\mathbf{h}}^{\text{R,mod}}}(f) &= Y_{22}^{\tilde{\mathbf{h}}^{\text{R,mod}}}(f) \rho_{2320}^{\text{R}} - Y_{22}^{\tilde{\mathbf{h}}^{\text{I,mod}}}(f) \rho_{2320}^{\text{I}} \\ &\quad + Y_{320}^{\text{U,mod}}(f) \mu_{2330}^{\text{R}} - Y_{320}^{\text{I,mod}}(f) \mu_{2330}^{\text{I}}, \end{aligned} \quad (2.20)$$

where

$$Y_{320}^{\text{U,mod}}(f) := \varepsilon_{32} Y_{\ell m}^{\text{mod}}(f) e^{i\delta_{32}\pi}. \quad (2.21)$$

The expressions for the 43 mode are analogous. Here, we have introduced two free parameters, $\varepsilon_{\ell m}$ and $\delta_{\ell m}$, corresponding to the amplitude ratio and phase difference at $f_{\ell m}^{\text{mix}}$. We fit these parameters by minimizing the mismatch of $M_{32}^{\tilde{\mathbf{h}}^{\text{R,mod}}}(f)$ with the corresponding hybrid mode. They are represented as cubic functions of the symmetric mass ratio; we find similar functional behavior when we compute the amplitude ratio and phase difference between mixed (spherical) and spheroidal modes [Eq. (2.8)] at $f_{\ell m}^{\text{mix}}$. Specifically,

$$\begin{aligned} \varepsilon_{\ell m} &= a_{\ell m}^{\varepsilon} + b_{\ell m}^{\varepsilon} \eta + c_{\ell m}^{\varepsilon} \eta^2 + d_{\ell m}^{\varepsilon} \eta^3, \\ \delta_{\ell m} &= a_{\ell m}^{\delta} + b_{\ell m}^{\delta} \eta + c_{\ell m}^{\delta} \eta^2 + d_{\ell m}^{\delta} \eta^3, \end{aligned} \quad (2.22)$$

where $\ell m \in \{32, 43\}$. The fits for parameters $\varepsilon_{\ell m}$ and $\delta_{\ell m}$ are shown in Fig. 5.

The amplitude and phase of the complete model for $Y_{\ell m}^{\tilde{\mathbf{h}}^{\text{R,mod}}}(f)$ for the mixed modes (32 and 43) are finally constructed as follows:

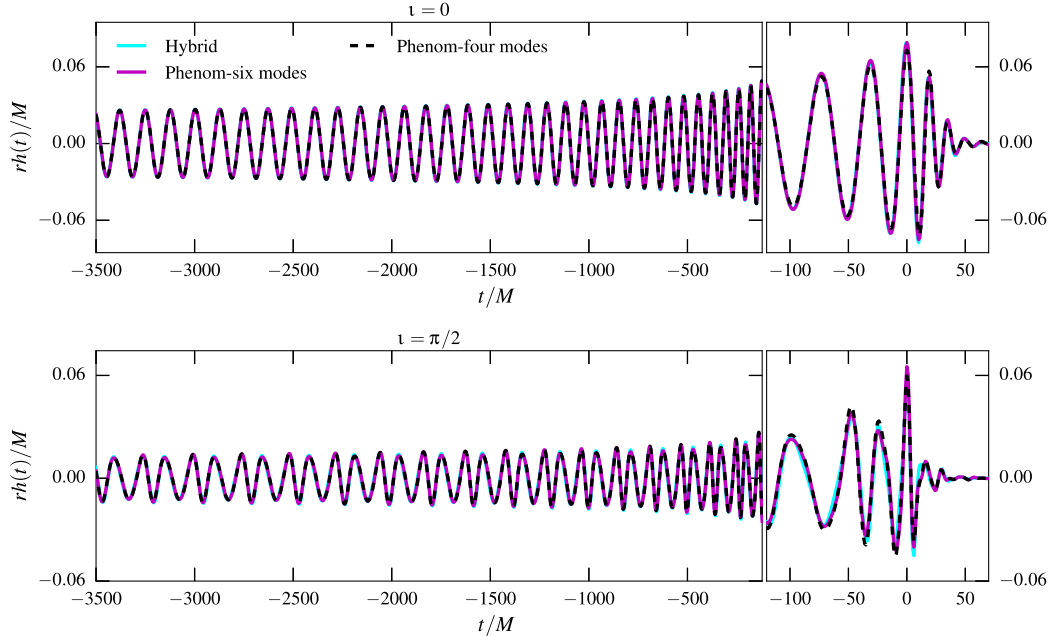


FIG. 7. Comparison between hybrid waveforms and our analytical phenomenological waveforms for a binary with mass ratio $q = 10$. Hybrid waveforms are constructed using all the modes with $\ell \leq 4$, except the $m = 0$ modes. Phenomenological waveforms are constructed by taking the (discrete) inverse Fourier transform of the analytical model waveforms in the Fourier domain. The top panel corresponds to a “face-on” binary (inclination angle $\iota = 0$), while the bottom panel corresponds to an “edge-on” binary ($\iota = \pi/2$). The two phenomenological waveforms correspond to the current model with and without the 32 and 43 modes.

$$A_{\ell m}(f) = \begin{cases} |Y_{\ell m}^{\tilde{\mathbf{h}}^{\text{R,mod}}}(f)|, & f < f_{\ell m}^{\text{mix}}, \\ w_{\ell m}^{\text{M}} |M_{\ell m}^{\tilde{\mathbf{h}}^{\text{R,mod}}}(f)|, & f \geq f_{\ell m}^{\text{mix}}, \end{cases} \quad (2.23a)$$

$$\Psi_{\ell m}(f) = \begin{cases} \arg(Y_{\ell m}^{\tilde{\mathbf{h}}^{\text{R,mod}}}(f)), & f < f_{\ell m}^{\text{mix}}, \\ \phi_{\ell m}^{\text{M}} + \arg(M_{\ell m}^{\tilde{\mathbf{h}}^{\text{R,mod}}}(f)), & f \geq f_{\ell m}^{\text{mix}}. \end{cases} \quad (2.23b)$$

The parameters $w_{\ell m}^{\text{M}}$ and $\phi_{\ell m}^{\text{M}}$ ensure the continuity of amplitude and phase at $f_{\ell m}^{\text{mix}}$, respectively. We compare the results of the final model for the spherical harmonics with the hybrids in Fig. 6.

So far, we have used $q = 4$ for all our illustrations. We chose this mass ratio to give a clean illustration in a case where the higher modes are relatively prominent and the mode mixing is still fairly large. (The mode mixing decreases as the mass ratio increases for nonspinning binary black holes, as the final spin decreases with

increasing mass ratio.) We find that the mode mixing removal is less effective for smaller mass ratios, for reasons that we do not understand. Nevertheless, we still find that our model provides an accurate representation of the waveforms in these cases, as is shown by the match calculations below. We give illustrations of the mode mixing removal and the accuracy of the model for $q = 2.32$ in Appendix B. See the Supplemental Material [75] for the coefficients of all the fits used in the model.

E. Assessing the accuracy of the analytical model

We assess the accuracy of our model by computing mismatches with the same set of ten hybrid waveforms used to validate the model in Ref. [52] (which only share four waveforms—primarily high-mass-ratio ones—with the set of eight waveforms that are used to construct the model; see Appendix A). The overlaps are computed assuming the design power spectrum of

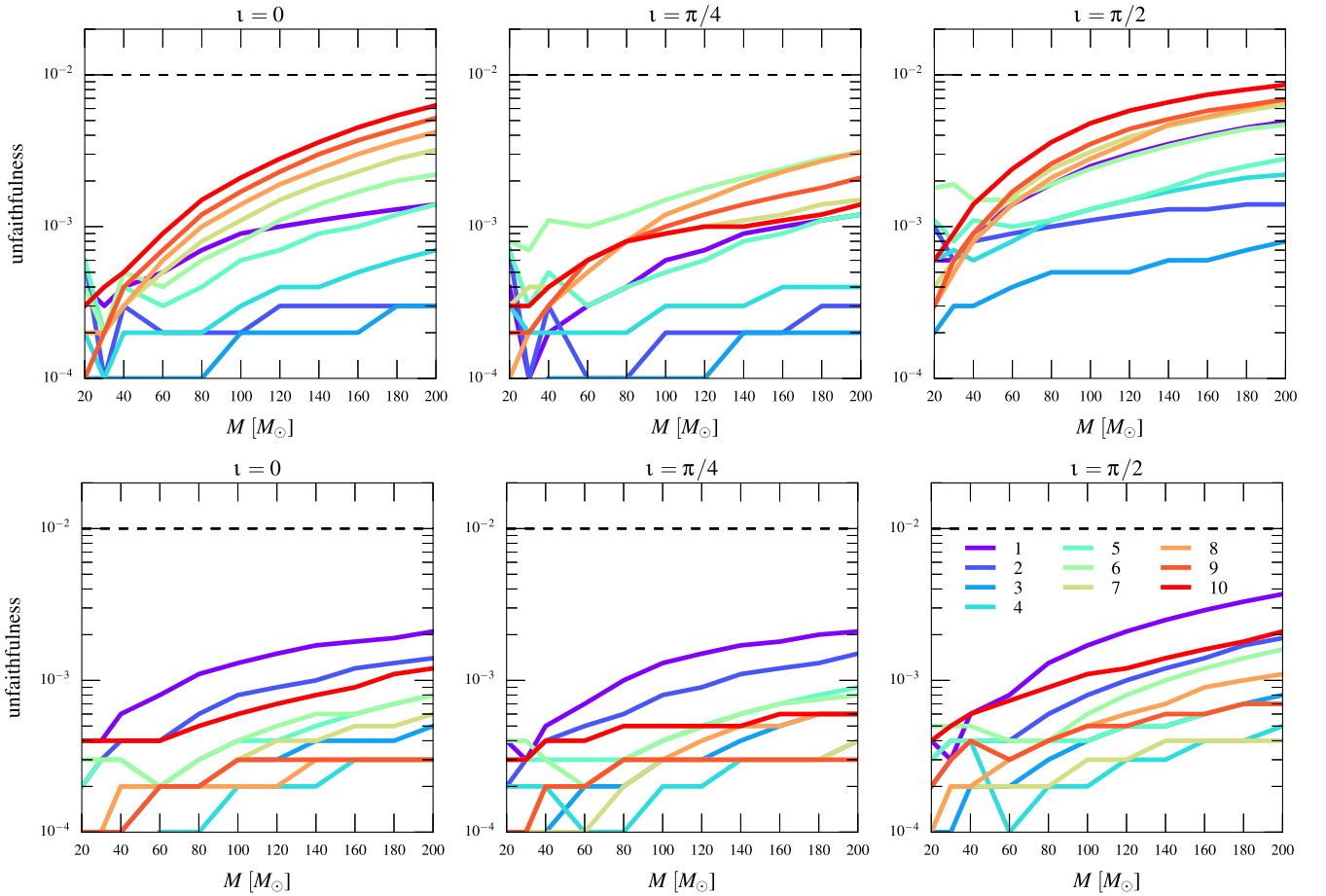


FIG. 8. The unfaithfulness (mismatch) of the analytical model waveform family towards hybrid waveforms for inclination angle $i = \pi/2$. The analytical model waveform family in the top panel contains only the 22, 33, 44, and 21 modes while in the bottom panel, the mixed modes we model here are also included, i.e., also the 32 and 43 modes. The horizontal axes report the total mass of the binary, and different curves correspond to different mass ratios q (shown in the legend). Horizontal black dashed lines correspond to a mismatch of 1%. The overlaps are computed assuming the design power spectrum of Advanced LIGO (in the “high-power, zero-detuning” configuration [76]), assuming a low-frequency cutoff of 20 Hz. We do not consider a smaller low-frequency cutoff or smaller total masses due to computational difficulties with constructing hybrid waveforms starting from lower dimensionless frequencies.

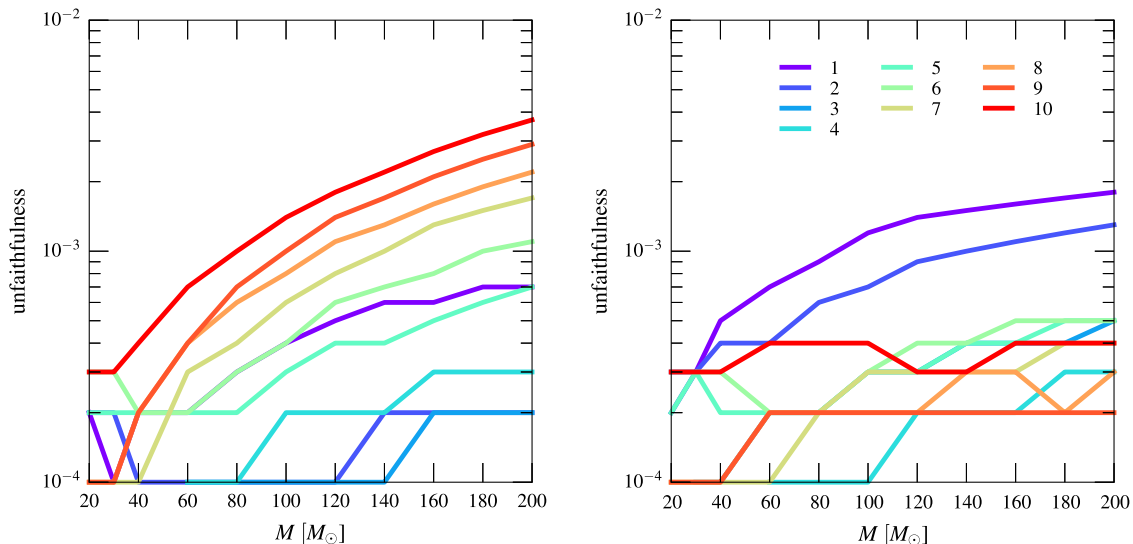


FIG. 9. The unfaithfulness (mismatch) of the analytical model waveform 22 mode against the hybrid 22 mode. The left plot shows the mismatch for the previous phenomenological 22 mode, and the right plot shows the mismatch for the current phenomenological 22 mode, which has been remodeled. The horizontal axes report the total mass of the binary, and different curves correspond to different mass ratios q (shown in the legend). We can see a significant improvement in the mismatch for high-mass-ratio waveforms in the right-hand plot.

Advanced LIGO (in the high-power, zero-detuning configuration [76]),⁷ assuming a low-frequency cutoff of 20 Hz, for a range of total masses.

Figure 7 shows the comparison of our waveform model in the time domain against the hybrid waveforms for two cases, first when the model waveforms contain only four modes, i.e., 22, 33, 44, and 21, and second when it also includes the 32 and 43 modes in addition to the four modes mentioned before. The hybrid waveforms contain all modes with $\ell \leq 4$, except for the $m = 0$ modes, which are small and not well resolved in the NR simulations. We see that the inclusion of the two additional modes improves the agreement between the hybrid and phenomenological waveforms. Additionally, comparing with Fig. 3 in Ref. [52], we see the improvement in the face-on case due to the refit of the 22 mode, as well as the inclusion of the 32 mode; the 43 mode does not contribute for a face-on binary.

While Fig. 7 only shows qualitative agreement between the phenomenological and hybrid waveforms, Fig. 8 shows the mismatch plots. The top panel plots show the mismatch (unfaithfulness) between the hybrid waveforms and the case where the model waveforms contain only four modes for various inclination angles. The bottom panel plots show the mismatch after including the 32 and 43 modes in the model waveforms for the same inclination angles. We see that for high-mass-ratio waveforms, the maximum mismatch reduces from 1% to 0.2% for the highest inclination angle $\iota = \pi/2$. However, mismatches are even

lower (approximately 0.05%) for other inclination angles. The lower-mass-ratio cases are almost unaffected, though they show a little improvement. This is expected because the contribution of higher modes is significant for high mass ratios and high inclination angles.

We also show the improvement in the accuracy of the model for the 22 mode alone for higher mass ratios in Fig. 9. This comes from a refit of this mode's phase. Unfortunately, this improvement for higher mass ratios comes at the cost of a somewhat larger mismatch for mass ratios of 1 and 2. Future work will consider improvements to the structure of the model to improve the mismatch for small mass ratios.

III. SUMMARY AND CONCLUSIONS

In this paper, we extend our analytical frequency-domain phenomenological higher-mode model for gravitational waveforms from nonspinning binary black holes [52] to include two additional subdominant modes, namely the 32 and 43 modes, in addition to the 22, 33, 44, and 21 modes. This waveform family now has a faithfulness of greater than 99.6% for binaries up to a mass ratio of 10 and a total mass of $200 M_{\odot}$, using the design sensitivity Advanced LIGO noise curve and a low-frequency cutoff of 20 Hz. The two additional modes that we model in this paper, i.e., 32 and 43, exhibit the effects of mode mixing, i.e., having multiple spheroidal harmonic ringdown modes mixed into a single spherical harmonic mode. This leads to bumps in the ringdown part of the waveform. We have introduced a simple way of approximately extracting the unmixed (spheroidal harmonic) modes. We then model these unmixed modes using the method used for the other modes in

⁷This noise curve has recently been updated slightly with newer predictions for the thermal noise [77]. We use the older version.

Ref. [52]. We then reinstate the mode mixing using the models for the unmixed modes to obtain the final model for the spherical harmonic modes. We also refit our model for the dominant 22 mode to improve its accuracy for large mass ratios. This is the first analytical inspiral-merger-ringdown waveform family that models the mode mixing effect.

We note that efforts are underway to construct effective-one-body/phenomenological models for binary black holes with nonprecessing spins [31,32]. The simple prescription that we use to model mode mixing effects may be used in these models as well. Future models aiming for a highly accurate description of nonquadrupole modes may also need to consider other sources of mode mixing, e.g., the mode mixing due to boosts and displacements from the origin, discussed in Ref. [78]. Additionally, as discussed in Appendix B, more accurate determination of the waveforms at infinity in numerical simulations, e.g., through Cauchy-characteristic extraction [69,79–81], will likely be necessary input for precise models. As GW observations are becoming precision probes of physics and astrophysics, accuracy requirements on GW templates can only grow.

ACKNOWLEDGMENTS

We are grateful to the SXS Collaboration for making a public catalog of numerical-relativity waveforms. We also thank Emanuele Berti and Michael Boyle for useful discussions and clarifications, Frank Ohme for helpful comments, and Mark Scheel for providing a Cauchy-characteristic extraction SXS waveform for comparison. A. K. M., P. A., and V. V. acknowledge support from the Indo-US Centre for the Exploration of Extreme Gravity funded by the Indo-US Science and Technology Forum (Grant No. IUSSTF/JC-029/2016). N. K. J.-M. acknowledges support from the AIRBUS Group Corporate Foundation through a chair in “Mathematics of Complex Systems” at the International Centre for Theoretical Sciences (ICTS) and from STFC Consolidator Grant No. ST/L000636/1. Also, this work has received funding from the European Union’s Horizon 2020 research and innovation programme under the Marie Skłodowska-Curie Grant No. 690904. P. A.’s research was supported by the Max Planck Society through a Max Planck Partner Group at ICTS-TIFR and by the Canadian Institute for Advanced Research through the CIFAR Azrieli Global Scholars program. V. V.’s research was supported by the Sherman Fairchild Foundation, and NSF Grants No. PHY–170212 and No. PHY–1708213 at Caltech. Computations were performed at the ICTS cluster Alice. This document has LIGO preprint number LIGO-P1800203-v6.

APPENDIX A: NUMERICAL RELATIVITY WAVEFORMS

In Table I, we list the SXS waveforms that are used to fit the coefficients appearing in Sec. II C and to assess the accuracy of our model as described in Sec. II E.

TABLE I. Summary of the parameters of the NR waveforms used in this paper: $q := m_1/m_2$ is the mass ratio of the binary, $M\omega_{\text{orb}}$ is the orbital frequency after the junk radiation, and e is the residual eccentricity. The waveforms listed under the title Fitting are used to produce the analytical fits described in Sec. II C, while those listed under the title Verification are used for assessing the faithfulness of the analytical model in Sec. II E.

Simulation ID	q	$M\omega_{\text{orb}}$	e	# orbits
<i>Fitting</i>				
SXS:BBH:0198	1.20	0.015	2.0×10^{-4}	20.7
SXS:BBH:0201	2.32	0.016	1.4×10^{-4}	20.0
SXS:BBH:0200	3.27	0.017	4.1×10^{-4}	20.1
SXS:BBH:0182	4.00	0.020	6.8×10^{-5}	15.6
SXS:BBH:0297	6.50	0.021	5.9×10^{-5}	19.7
SXS:BBH:0063	8.00	0.019	2.8×10^{-4}	25.8
SXS:BBH:0301	9.00	0.023	5.7×10^{-5}	18.9
SXS:BBH:0185	9.99	0.021	2.9×10^{-4}	24.9
<i>Verification</i>				
SXS:BBH:0066	1.00	0.012	6.4×10^{-5}	28.1
SXS:BBH:0184	2.00	0.018	7.6×10^{-5}	15.6
SXS:BBH:0183	3.00	0.019	6.3×10^{-5}	15.6
SXS:BBH:0182	4.00	0.020	6.8×10^{-5}	15.6
SXS:BBH:0187	5.04	0.019	5.0×10^{-5}	19.2
SXS:BBH:0181	6.00	0.017	7.9×10^{-5}	26.5
SXS:BBH:0298	7.00	0.021	4.0×10^{-4}	19.7
SXS:BBH:0063	8.00	0.019	2.8×10^{-4}	25.8
SXS:BBH:0301	9.00	0.023	5.7×10^{-5}	18.9
SXS:BBH:0185	9.99	0.021	2.9×10^{-4}	24.9

APPENDIX B: MODE MIXING REMOVAL FOR LOWER MASS RATIOS

We give analogs of Figs. 1 and 6 for a mass ratio of $q = 2.32$ in Figs. 10 and 11. The first of these figures illustrates that the mode mixing removal is still effective at improving the agreement of the instantaneous frequency with the expected QNM frequency and at reducing the amplitude oscillations of the 32 mode. However, the mode mixing removal is less effective for $q \lesssim 3$, for reasons we do not fully understand. Nevertheless, the second figure shows that the final model for the mixed modes still agrees well with the Fourier transform of the hybrid.

The numerical noise we find in the instantaneous frequency of the modes is reduced when considering the NR waveform with no extrapolation to infinity. Experimentation with the equal-mass nonspinning Cauchy-characteristic extraction SXS waveform from Ref. [80] finds that this does not suffer from the numerical noise that is present in the instantaneous frequencies of the analogous finite radius or extrapolated equal-mass nonspinning SXS waveform modes.

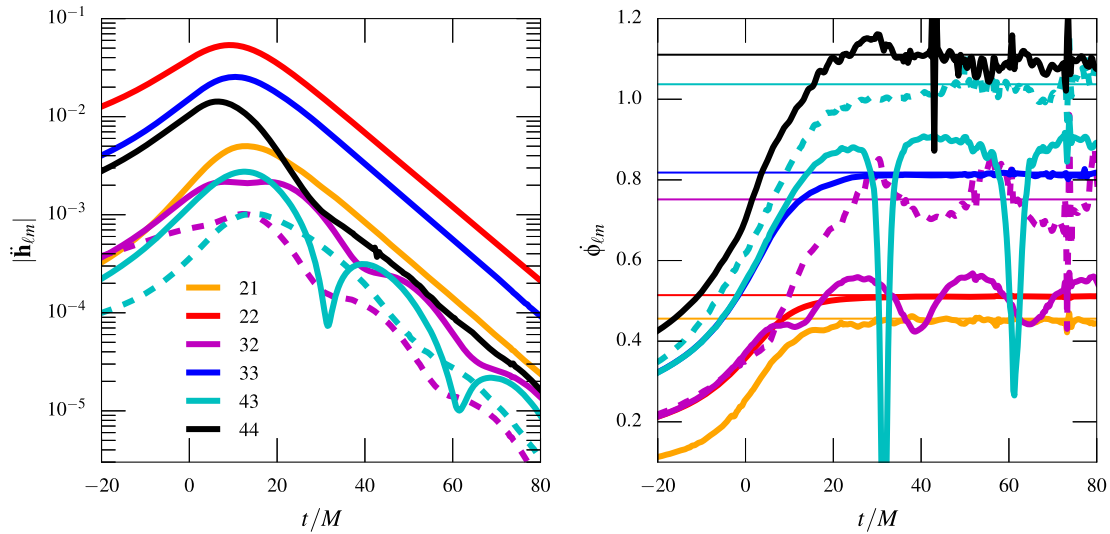


FIG. 10. This is the analog of Fig. 1 for mass ratio $q = 2.32$. The left-hand plot shows the mode mixing removal in the time-domain amplitude of the second time derivatives of the modes, and the right-hand plot shows the effects of the mode mixing removal on the instantaneous frequency of the second time derivatives of the modes. The solid lines show the spherical harmonic modes, and the dashed lines show the unmixed spheroidal harmonic 320 and 430 modes constructed using the procedure in Sec. II B. We see that there are considerably larger oscillations in the instantaneous frequency of the 320 mode than in Fig. 1, particularly in the frequency. We also see some numerical noise in the frequency plots, which we find can be attributed to the extrapolation procedure used to obtain the waveform at infinity.

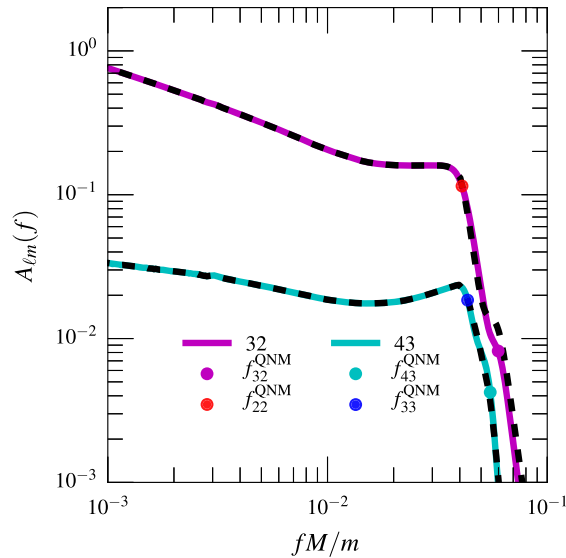


FIG. 11. This is the analog of Fig. 6 for mass ratio $q = 2.32$. The solid lines show the amplitude of the hybrid, and the dashed lines show the amplitude of our analytical model for the mixed modes (32 and 43). We can see that the model is able to reproduce the hybrid modes quite well, even though our mode-mixing removal method for this mass ratio is less effective as compared to the same for higher mass ratios.

[1] J. Aasi *et al.* (LIGO Scientific Collaboration), *Classical Quantum Gravity* **32**, 074001 (2015).
 [2] F. Acernese *et al.* (Virgo Collaboration), *Classical Quantum Gravity* **32**, 024001 (2015).

[3] B. P. Abbott *et al.* (LIGO Scientific and Virgo Collaborations), [arXiv:1811.12907](https://arxiv.org/abs/1811.12907).
 [4] T. Dal Canton and I. W. Harry, [arXiv:1705.01845](https://arxiv.org/abs/1705.01845).
 [5] D. Mukherjee *et al.*, [arXiv:1812.05121](https://arxiv.org/abs/1812.05121).

- [6] B. P. Abbott *et al.* (LIGO Scientific and Virgo Collaborations), *Phys. Rev. Lett.* **116**, 241102 (2016).
- [7] B. P. Abbott *et al.* (LIGO Scientific and Virgo Collaborations), *Phys. Rev. D* **94**, 064035 (2016).
- [8] J. Lange *et al.*, *Phys. Rev. D* **96**, 104041 (2017).
- [9] A. Buonanno and T. Damour, *Phys. Rev. D* **59**, 084006 (1999).
- [10] A. Buonanno and T. Damour, *Phys. Rev. D* **62**, 064015 (2000).
- [11] Y. Pan, A. Buonanno, R. Fujita, E. Racine, and H. Tagoshi, *Phys. Rev. D* **83**, 064003 (2011); **87**, 109901(E) (2013).
- [12] Y. Pan, A. Buonanno, M. Boyle, L. T. Buchman, L. E. Kidder, H. P. Pfeiffer, and M. A. Scheel, *Phys. Rev. D* **84**, 124052 (2011).
- [13] Y. Pan, A. Buonanno, A. Taracchini, L. E. Kidder, A. H. Mroué, H. P. Pfeiffer, M. A. Scheel, and B. Szilágyi, *Phys. Rev. D* **89**, 084006 (2014).
- [14] T. Damour and A. Nagar, *Phys. Rev. D* **79**, 081503 (2009).
- [15] T. Damour, B. R. Iyer, and A. Nagar, *Phys. Rev. D* **79**, 064004 (2009).
- [16] T. Damour, A. Nagar, and S. Bernuzzi, *Phys. Rev. D* **87**, 084035 (2013).
- [17] P. Ajith *et al.*, *Phys. Rev. D* **77**, 104017 (2008).
- [18] P. Ajith *et al.*, *Phys. Rev. Lett.* **106**, 241101 (2011).
- [19] L. Santamaria *et al.*, *Phys. Rev. D* **82**, 064016 (2010).
- [20] M. Hannam, P. Schmidt, A. Bohé, L. Haegel, S. Husa, F. Ohme, G. Pratten, and M. Pürrer, *Phys. Rev. Lett.* **113**, 151101 (2014).
- [21] S. Husa, S. Khan, M. Hannam, M. Pürrer, F. Ohme, X. Jiménez Forteza, and A. Bohé, *Phys. Rev. D* **93**, 044006 (2016).
- [22] S. Khan, S. Husa, M. Hannam, F. Ohme, M. Pürrer, X. Jiménez Forteza, and A. Bohé, *Phys. Rev. D* **93**, 044007 (2016).
- [23] A. Taracchini *et al.*, *Phys. Rev. D* **89**, 061502(R) (2014).
- [24] S. Babak, A. Taracchini, and A. Buonanno, *Phys. Rev. D* **95**, 024010 (2017).
- [25] A. Bohé *et al.*, *Phys. Rev. D* **95**, 044028 (2017).
- [26] A. Nagar *et al.*, *Phys. Rev. D* **98**, 104052 (2018).
- [27] S. Khan, K. Chatzioannou, M. Hannam, and F. Ohme, [arXiv:1809.10113](https://arxiv.org/abs/1809.10113).
- [28] S. T. McWilliams, *Phys. Rev. Lett.* **122**, 191102 (2019).
- [29] J. Blackman, S. E. Field, C. R. Galley, B. Szilágyi, M. A. Scheel, M. Tiglio, and D. A. Hemberger, *Phys. Rev. Lett.* **115**, 121102 (2015).
- [30] J. Blackman, S. E. Field, M. A. Scheel, C. R. Galley, C. D. Ott, M. Boyle, L. E. Kidder, H. P. Pfeiffer, and B. Szilágyi, *Phys. Rev. D* **96**, 024058 (2017).
- [31] L. London, S. Khan, E. Fauchon-Jones, C. García, M. Hannam, S. Husa, X. Jiménez-Forteza, C. Kalaghatgi, F. Ohme, and F. Pannarale, *Phys. Rev. Lett.* **120**, 161102 (2018).
- [32] R. Cotesta, A. Buonanno, A. Bohé, A. Taracchini, I. Hinder, and S. Ossokine, *Phys. Rev. D* **98**, 084028 (2018).
- [33] V. Varma, S. E. Field, M. A. Scheel, J. Blackman, L. E. Kidder, and H. P. Pfeiffer, *Phys. Rev. D* **99**, 064045 (2019).
- [34] A. Nagar, G. Pratten, G. Riemenschneider, and R. Gamba, [arXiv:1904.09550](https://arxiv.org/abs/1904.09550).
- [35] V. Varma, S. E. Field, M. A. Scheel, J. Blackman, D. Gerosa, L. C. Stein, L. E. Kidder, and H. P. Pfeiffer, [arXiv:1905.09300](https://arxiv.org/abs/1905.09300).
- [36] V. Varma and P. Ajith, *Phys. Rev. D* **96**, 124024 (2017).
- [37] J. Calderón Bustillo, S. Husa, A. M. Sintes, and M. Pürrer, *Phys. Rev. D* **93**, 084019 (2016).
- [38] V. Varma, P. Ajith, S. Husa, J. Calderón Bustillo, M. Hannam, and M. Pürrer, *Phys. Rev. D* **90**, 124004 (2014).
- [39] I. Harry, J. Calderón Bustillo, and A. Nitz, *Phys. Rev. D* **97**, 023004 (2018).
- [40] B. P. Abbott *et al.* (LIGO Scientific and Virgo Collaborations), *Classical Quantum Gravity* **34**, 104002 (2017).
- [41] A. M. Sintes and A. Vecchio, in *Proceedings, 34th Rencontres de Moriond Gravitational Waves and Experimental Gravity: Les Arcs, France, 1999* (Gioi world Publishers, Hanoi, 2000), pp. 73–78.
- [42] C. Van Den Broeck and A. S. Sengupta, *Classical Quantum Gravity* **24**, 1089 (2007).
- [43] K. G. Arun, B. R. Iyer, B. S. Sathyaprakash, S. Sinha, and C. Van Den Broeck, *Phys. Rev. D* **76**, 104016 (2007).
- [44] M. Trias and A. M. Sintes, *Classical Quantum Gravity* **25**, 184032 (2008).
- [45] K. G. Arun *et al.*, *Classical Quantum Gravity* **26**, 094027 (2009).
- [46] P. B. Graff, A. Buonanno, and B. S. Sathyaprakash, *Phys. Rev. D* **92**, 022002 (2015).
- [47] R. O’Shaughnessy, J. Blackman, and S. E. Field, *Classical Quantum Gravity* **34**, 144002 (2017).
- [48] P. Kumar, J. Blackman, S. E. Field, M. Scheel, C. R. Galley, M. Boyle, L. E. Kidder, H. P. Pfeiffer, B. Szilágyi, and S. A. Teukolsky, *Phys. Rev. D* **99**, 124005 (2019).
- [49] P. T. H. Pang, J. Calderón Bustillo, Y. Wang, and T. G. F. Li, *Phys. Rev. D* **98**, 024019 (2018).
- [50] P. D. Lasky, E. Thrane, Y. Levin, J. Blackman, and Y. Chen, *Phys. Rev. Lett.* **117**, 061102 (2016).
- [51] C. Talbot, E. Thrane, P. D. Lasky, and F. Lin, *Phys. Rev. D* **98**, 064031 (2018).
- [52] A. K. Mehta, C. K. Mishra, V. Varma, and P. Ajith, *Phys. Rev. D* **96**, 124010 (2017).
- [53] B. J. Kelly and J. G. Baker, *Phys. Rev. D* **87**, 084004 (2013).
- [54] A. Buonanno, G. B. Cook, and F. Pretorius, *Phys. Rev. D* **75**, 124018 (2007).
- [55] L. London, D. Shoemaker, and J. Healy, *Phys. Rev. D* **90**, 124032 (2014); **94**, 069902(E) (2016).
- [56] B. P. Abbott *et al.* (LIGO Scientific and Virgo Collaborations) [arXiv:1903.04467](https://arxiv.org/abs/1903.04467).
- [57] A. Ghosh, N. K. Johnson-McDaniel, A. Ghosh, C. K. Mishra, P. Ajith, W. Del Pozzo, C. P. L. Berry, A. B. Nielsen, and L. London, *Classical Quantum Gravity* **35**, 014002 (2018).
- [58] J. Meidam *et al.*, *Phys. Rev. D* **97**, 044033 (2018).
- [59] S. Dhanpal, A. Ghosh, A. K. Mehta, P. Ajith, and B. S. Sathyaprakash, *Phys. Rev. D* **99**, 104056 (2019).
- [60] S. Bernuzzi and A. Nagar, *Phys. Rev. D* **81**, 084056 (2010).
- [61] E. Berti, V. Cardoso, and M. Casals, *Phys. Rev. D* **73**, 024013 (2006); **73**, 109902(E) (2006).
- [62] E. Berti and A. Klein, *Phys. Rev. D* **90**, 064012 (2014).
- [63] L. London and E. Fauchon-Jones, [arXiv:1810.03550](https://arxiv.org/abs/1810.03550).
- [64] P. Ajith *et al.*, [arXiv:0709.0093](https://arxiv.org/abs/0709.0093).
- [65] M. Boyle (private communication).
- [66] P. Tiwari, Master’s thesis, Indian Institute of Science, 2016.

- [67] SXS Gravitational Waveform Database, <http://www.black-holes.org/waveforms/>.
- [68] A. H. Mroué *et al.*, *Phys. Rev. Lett.* **111**, 241104 (2013).
- [69] T. Chu, H. Fong, P. Kumar, H. P. Pfeiffer, M. Boyle, D. A. Hemberger, L. E. Kidder, M. A. Scheel, and B. Szilágyi, *Classical Quantum Gravity* **33**, 165001 (2016).
- [70] C. Van Den Broeck and A. S. Sengupta, *Classical Quantum Gravity* **24**, 155 (2007).
- [71] L. Blanchet, G. Faye, B. R. Iyer, and S. Sinha, *Classical Quantum Gravity* **25**, 165003 (2008).
- [72] E. Berti, Ringdown data, <https://pages.jh.edu/~eberti2/ringdown/>.
- [73] E. Berti, V. Cardoso, and C. M. Will, *Phys. Rev. D* **73**, 064030 (2006).
- [74] E. Berti, V. Cardoso, and A. O. Starinets, *Classical Quantum Gravity* **26**, 163001 (2009).
- [75] See Supplemental Material at <http://link.aps.org/supplemental/10.1103/PhysRevD.100.024032> for the coefficients of all the fits used in the model.
- [76] Advanced LIGO anticipated sensitivity curves, LIGO Document T0900288-v3, <https://dcc.ligo.org/LIGO-T0900288/public>.
- [77] Updated advanced LIGO sensitivity design curve, LIGO Document T1800044-v5, <https://dcc.ligo.org/LIGO-T1800044/public>.
- [78] M. Boyle, *Phys. Rev. D* **93**, 084031 (2016).
- [79] C. Reisswig, N. T. Bishop, D. Pollney, and B. Szilágyi, *Phys. Rev. Lett.* **103**, 221101 (2009).
- [80] N. W. Taylor, M. Boyle, C. Reisswig, M. A. Scheel, T. Chu, L. E. Kidder, and B. Szilágyi, *Phys. Rev. D* **88**, 124010 (2013).
- [81] C. J. Handmer, B. Szilágyi, and J. Winicour, *Classical Quantum Gravity* **33**, 225007 (2016).