

Supplementary File:

Electrochemical Energy Storage Properties of Ni-Mn-Oxide Electrodes for Advance Asymmetric Supercapacitor Application

Apurba Ray[†], Atanu Roy[†], Samik Saha^{†,§}, Monalisa Ghosh[‡], Sreya Roy Chowdhury[¶], T. Maiyalagan[¶], Swapan Kumar Bhattacharya^{††}, Sachindranath Das^{*,†}

[†]Department of Instrumentation Science, Jadavpur University, Kolkata-700032, India

[§]Department of Physics, Jadavpur University, Kolkata-700032, India

[‡]Instrumentation and Applied Physics, Indian Institute of Science (IISc), Bangalore 560012, India

[¶]Department of Chemistry, SRM Institute of Science and Technology, Kattankulathur, Chennai-603203, Tamil Nadu, India

^{††}Physical section, Department of Chemistry, Jadavpur University, Kolkata-700032, India

**Corresponding Author*

Dr. Sachindranath Das

E-mail: sachindran.das@jadavpuruniversity.in; sachindas15@gmail.com

Tel.: +91 3324572965

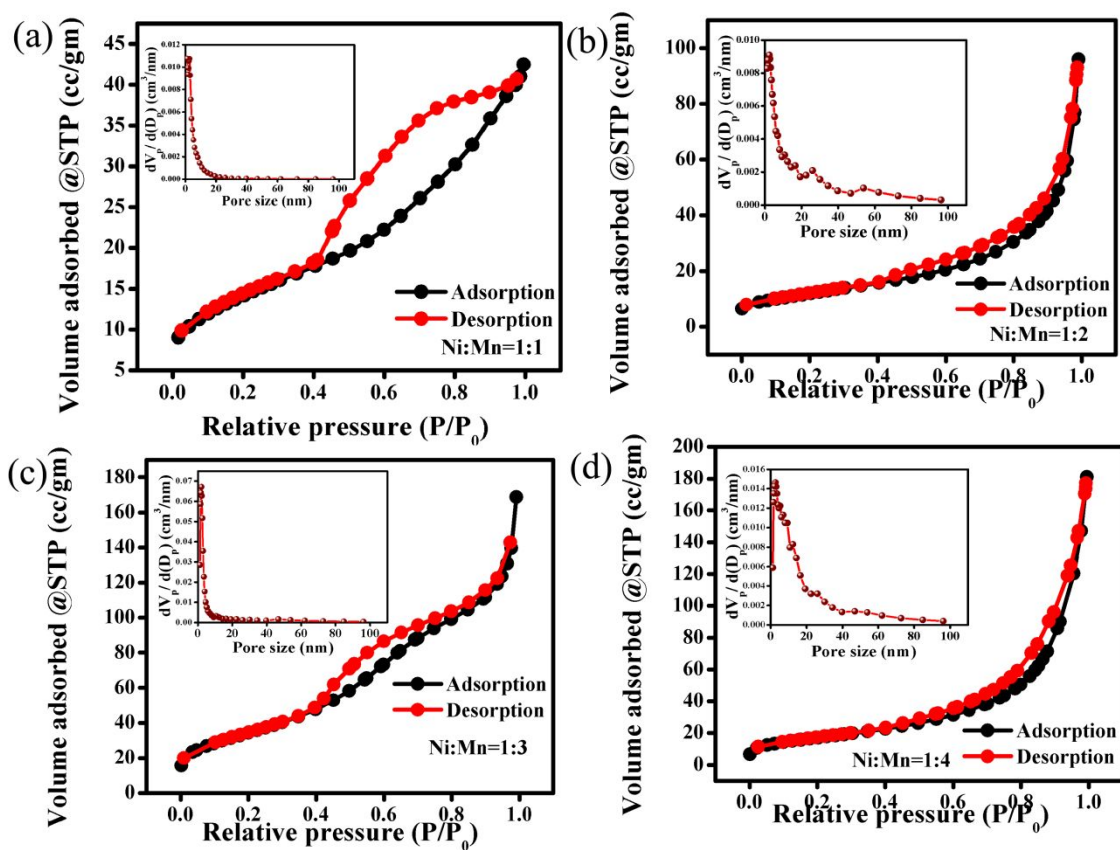


Figure S1 Nitrogen adsorption/desorption isotherms with pore size distribution (inset) of Ni-Mn-Oxide nanoparticles for (a) Ni:Mn = 1:1, (b) Ni:Mn = 1:2, (c) Ni:Mn = 1:3 and (d) Ni:Mn = 1:4.

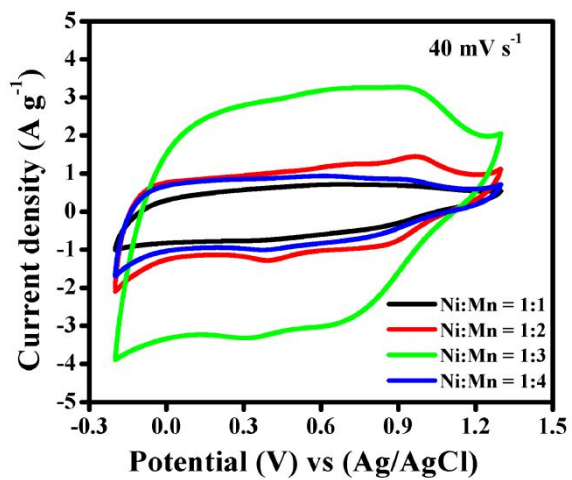


Figure S2. (a) CV curve at a fixed scan rate 40 mV s^{-1} of Ni-Mn-Oxide electrodes with different molar ratio of Ni:Mn.

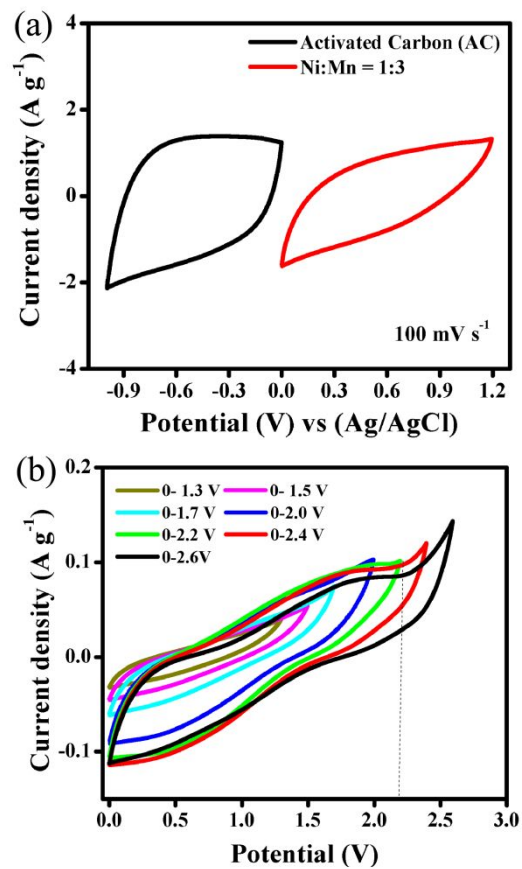


Figure S3 CV curves of negative electrode (AC) and positive electrode (Ni:Mn= 1:3) in 1 M Na₂SO₄ electrolyte at 100 mV s⁻¹ scan rate and (b) CV curves at different applied potential windows of ASC device.