



## INTERNATIONAL APPLICATION PUBLISHED UNDER THE PATENT COOPERATION TREATY (PCT)

<p>(51) International Patent Classification<sup>4</sup> : <b>H01M 4/90, 4/96</b></p>	<p><b>A1</b></p>	<p>(11) International Publication Number: <b>WO 86/ 01642</b></p> <p>(43) International Publication Date: 13 March 1986(13.03.86)</p>
<p>(21) International Application Number: PCT/GB85/00400</p> <p>(22) International Filing Date: 6 September 1985(06.09.85)</p> <p>(31) Priority Application Numbers: 8422546 8507185</p> <p>(32) Priority Dates: 6 September 1984(06.09.84) 20 March 1985(20.03.85)</p> <p>(33) Priority Country: <b>GB</b></p> <p>(71) Applicant (for all designated States except US): NATIONAL RESEARCH DEVELOPMENT CORPORATION [GB/GB]; 101 Newington Causeway, London SE1 6BU (GB).</p> <p>(72) Inventors; and (75) Inventors/Applicants (for US only) : GOODENOUGH, John, Bannister [US/GB]; 31 Linton Road, Oxford OX2 6UL (GB). SHUKLA, Ashok, Kumar [IN/IN]; Solid State &amp; Structural Chemistry Unit, Indian Institute of Science, Bangalore 560012 (IN). SILVA PALI-TEIRO, Carlos, Antonio da [PT/PT]; Rua Cidade de St Clara da California No. 77-3 DTO, Monte Formo-</p>		<p>so, 3000 Coimbra (PT). JAMIESON, Keith, Roderick [GB/GB]; St. Catherines College, Oxford OX1 3UJ (GB). HAMNETT, Andrew [GB/GB]; 66 Margaret Road, Headington, Oxford OX3 8NQ (GB). MANOHARAN, Ramasamy [IN/GB]; 52 William Street, New Marston, Oxford OX3 OER (GB).</p> <p>(74) Agent: NEVILLE, Peter, Warwick; Patent Department, National Research Development Corporation, 101 Newington Causeway, London SE1 6BU (GB).</p> <p>(81) Designated States: DE (European patent), FR (European patent), GB (European patent), JP, SE (European patent), US.</p> <p><b>Published</b> <i>With international search report. Before the expiration of the time limit for amending the claims and to be republished in the event of the receipt of amendments.</i></p>
<p>(54) Title: ELECTRODE FOR REDUCING OXYGEN</p> <p>(57) Abstract</p> <p>An electrode for reducing oxygen has a substrate of low-ash carbon, such as coconut shells converted to charcoal. The substrate is loaded with a catalyst such as (i) platinum phtalocyanine or (ii) lead-ruthenium oxide. In case (ii), to make the electrode, lead ions are adsorbed onto the substrate, which is then treated with a solution of ruthenium (VI) oxide, to precipitate the catalyst on the substrate.</p>		

***FOR THE PURPOSES OF INFORMATION ONLY***

Codes used to identify States party to the PCT on the front pages of pamphlets publishing international applications under the PCT.

<b>AT</b>	Austria	<b>GA</b>	Gabon	<b>MR</b>	Mauritania
<b>AU</b>	Australia	<b>GB</b>	United Kingdom	<b>MW</b>	Malawi
<b>BB</b>	Barbados	<b>HU</b>	Hungary	<b>NL</b>	Netherlands
<b>BE</b>	Belgium	<b>IT</b>	Italy	<b>NO</b>	Norway
<b>BG</b>	Bulgaria	<b>JP</b>	Japan	<b>RO</b>	Romania
<b>BR</b>	Brazil	<b>KP</b>	Democratic People's Republic of Korea	<b>SD</b>	Sudan
<b>CF</b>	Central African Republic	<b>KR</b>	Republic of Korea	<b>SE</b>	Sweden
<b>CG</b>	Congo	<b>LI</b>	Liechtenstein	<b>SN</b>	Senegal
<b>CH</b>	Switzerland	<b>LK</b>	Sri Lanka	<b>SU</b>	Soviet Union
<b>CM</b>	Cameroon	<b>LU</b>	Luxembourg	<b>TD</b>	Chad
<b>DE</b>	Germany, Federal Republic of	<b>MC</b>	Monaco	<b>TG</b>	Togo
<b>DK</b>	Denmark	<b>MG</b>	Madagascar	<b>US</b>	United States of America
<b>FI</b>	Finland	<b>ML</b>	Mali		
<b>FR</b>	France				

- 1 -

ELECTRODE FOR REDUCING OXYGEN

This invention relates to an electrode for reducing oxygen, to a fuel cell including such an electrode, to a method of reducing oxygen at such an electrode, and to a method of making certain such electrodes.

05 According to the present invention, an electrode for reducing oxygen comprises a substrate which is an electronic conductor capable of reducing elemental oxygen to water yielding not more than 5% (preferably not more than 1%, more preferably not more than 0.1%) hydrogen peroxide, to which substrate is attached a  
10 catalyst which can reduce elemental oxygen to water yielding not more than 5%, (preferably not more than 1%, more preferably not more than 0.1%) hydrogen peroxide when used at cathodic potentials of -300 mV against the Hg/HgO electrode in alkaline or non-alkaline solution.

15 A preferred suitable substrate is carbon of an ash content less than 0.1%, preferably less than 0.05%, preferably not more than 0.01%. An example of such a carbon is 'coconut carbon', which is derived from coconut shells by converting these to charcoal, washing and comminuting the charcoal, and exposing the  
20 comminuted charcoal to gas, preferably first carbon dioxide and, preferably, afterwards, ammonia. Another example is carbon which is of amorphous type and has a surface area of at least  $200 \text{ m}^2/\text{g}$ , a mean particle size in the range 5 nm to 50 nm, and an apparent density of 80 to  $110 \text{ kg}/\text{m}^3$ , which may be treated by comminuting it  
25 and exposing it to gas at elevated temperature. Preferably the carbon before the treatment has a surface area of not more than  $300 \text{ m}^2/\text{g}$ . Preferably the carbon before the treatment has a pH below 7. The carbon may be exposed to only carbon dioxide, for example at 800C to 1000C, preferably for 40 to 90 minutes,  
30 such as 900C for 1 hour.

Preferred suitable catalysts are:

(i) macrocyclic derivatives of transition metals or of B-metals (i.e. Cu, Ag, Au, Zn, Cd, Hg, In, Tl, Sn, Pb, Sb or Bi) for example platinum phthalocyanine, and

- 2 -

(ii) oxides containing ruthenium, for example  $\text{Pb}_{2+y}\text{Ru}_2\text{O}_{6+x}$  where  $0 \leq x \leq 1$  or  $\text{Pb}_{2-x}\text{Bi}_x\text{Ru}_2\text{O}_{6+y}$  where  $x$  is from 0 to 2 and  $y$  is from 0 to 1.

Catalyst loadings in case (i) are 1 to 15% by weight of the substrate, preferably 2 to 12%.

Hitherto, efforts in the art of reducing oxygen at an electrode have been directed mainly towards minimising or circumventing the harmful effects of hydrogen peroxide which is evolved at the electrode. It has not hitherto been attempted to select electrode materials on the basis of their low production of hydrogen peroxide, except for attempts to inhibit hydrogen peroxide evolution by gold-plating carbon.

The invention extends to a fuel cell including an electrode as set forth above. The invention also provides a method of reducing oxygen, comprising contacting elemental oxygen with a source of hydrogen (such as a hydroxide solution) at an electrode as set forth above and applying to the electrode a potential of from 0.1 to -0.2 volts with respect to the Hg/HgO electrode. For example, where the catalyst is platinum phthalocyanine with an electrolyte of 0.1M KOH, the potential is preferably from 0.1 to -0.2 V, and where the catalyst is lead-ruthenate (nominally  $\text{Pb}_{2+y}\text{Ru}_2\text{O}_{6+x}$ ) with an electrolyte of 1M KOH, the potential is preferably 0.2 to -0.2 V; at more positive potentials, no appreciable reduction current flows; at more negative potentials, currents become excessive. Alternatively, the source of hydrogen may be an acid or neutral aqueous solution.

According to another aspect, the invention provides a method of making an electrode as set forth above, wherein the catalyst is an oxide containing ruthenium and another metal, comprising adsorbing ions of the other metal onto the substrate and treating the substrate with a solution of ruthenium Oxo-anion complex (nominally ruthenium (VI) oxide), whereby the desired catalytic oxide is precipitated on, and is attached to, the substrate. The invention extends to the electrode so made, and to fuel cells, methods of reducing oxygen etc. using it. For use in alkaline media, the

- 3 -

'coconut' carbon is preferred, preferably with catalysts of case (ii) above. For use **in** acid media, the amorphous carbon is preferred, preferably with catalysts of case (i) above or e.g. thiocyanate.

The invention will **now** be described by way of example. In  
05 the accompanying drawings, Figures 1 and 2 show the performance of electrodes according to Examples 1 and 2 of the invention respectively, compared with other electrodes, under various conditions.

#### SUBSTRATE PREPARATION EXAMPLE

A porous carbon electrode is made **utilising** coconut shell  
10 charcoal.

Active coconut shell charcoal obtained from Talaulicar carbons (P) Ltd., Londa, India, was subjected to repeated gravity separation with saturated calcium chloride solution to remove any denser ingredients and then subjected to repeated 'Soxhlet' treat-  
15 ment with azeotropic hydrochloric acid and then repeatedly washed in the 'Soxhlet' itself with distilled water. After drying **in** a vacuum oven at **150°C**, the ash content of this carbon was found to be about 0.03%. This charcoal was subjected to mechanical grinding and sieving through a 400 mesh sieve. This carbon was gas-activated  
20 by heating in a carbon-dioxide atmosphere at **900°C** for 4 hours and **then** in an ammonia atmosphere also at **900°C** for 4 hours. Gas-activation was chosen instead of further grinding, to minimise agglomeration.

Substrates for electrodes were prepared by hot (140°C)  
25 pressing, under 0.05 tonne  $\text{cm}^{-2}$ , this gas-activated carbon mixed with 20% by weight polyethylene powder (5 micron average particle size) onto an expanded platinum mesh (0.06 mm diameter wire, at 0.3 mm centres).

The BET surface area of such a substrate **was** about 600  $\text{m}^2/\text{g}$   
30 and the resistivity about 0.4 ohm cm.

An electrochemical cell for measuring electrochemical performance parameters was set up containing this substrate **as** a working electrode, a Hg/HgO, OH<sup>-</sup> reference electrode, a high surface area flatbed counter electrode, and an electrolyte, which was a 27% KOH  
35 solution in distilled water. The cell was operated with a current

- 4 -

density of  $100 \text{ mA/cm}^2$  on the working electrode at a potential of  $-0.125 \text{ V}$  against the reference electrode at  $30^\circ\text{C}$ , and oxygen was reduced to water with minimal (under 1%) by-production of hydrogen peroxide.

05 ELECTRODE EXAMPLE 1

Porous carbon for an electrode substrate **was** made as described in the Substrate Preparation Example, up to and including the gas-activation but excluding the hot pressing. Platinum phthalocyanine was dissolved in the least possible  
 10 quantity of concentrated sulphuric acid, and then the carbon was dispersed into the solution. The solution was then diluted **slowly** with the least quantity of distilled water to obtain a slurry. The slurry is stirred with the carbon for one hour, washed until the supernatant liquor has a pH of 5 to 7, and then centrifuged.  
 15 The carbon is dried and hot-pressed at  $0.05 \text{ tonne cm}^{-2}$  with polyethylene binder as in the Substrate Preparation Example.

In Figure 1, the performance oxygen reduction of various electrodes is compared. In **all** cases, the electrolyte was **6M** aqueous **KOH** under a pressure of gaseous oxygen of  $130 \text{ mB}$ , at  $35^\circ\text{C}$ .  
 20 The performance of the electrode just described is curve 1A (5% platinum phthalocyanine) and curve 1B (10% platinum phthalocyanine) .

The other curves represent other electrodes:

a = untreated carbon (= a of Figure 2)

b = a + 7% platinum (= b of Figure 2)

25 c = carbon according to Substrate Preparation Example (= c of Figure 2)

d = c + 7% platinum

Curve 1A lies above the others at all current densities over  $150 \text{ mA/cm}^2$ , and 1B above the others over  $400 \text{ mA/cm}^2$ . Life-  
 30 time tests on 1A and 1B showed high stability at current densities of up to  $400 \text{ mA/cm}^2$ .

ELECTRODE EXAMPLE 2

In this Example, a novel method is featured for attaching a catalyst to a substrate.

- 5 -

A porous carbon substrate was made as described in the Substrate Preparation Example. The catalyst  $Pb_{2+y}Ru_2O_{6+x}$  was precipitated on the substrate by a surface chemical reaction between  $Pb^{2+}$  pre-adsorbed on the substrate and a ruthenium complex in solution.

05 This was achieved as follows:

The substrate was dipped for 30 minutes in a 0.001M aqueous solution of lead nitrate  $Pb(NO_3)_2$ . In this way, lead ions  $Pb^{2+}$  were adsorbed on the surface of the substrate. Meanwhile, a ruthenium solution was made by fusing 0.1 g  $RuO_2$ , 0.5 g NaOH  
 10 and 5 g  $KNO_3$  for 5 minutes and diluting the melt with distilled water to 250 ml. The dipped substrate was then dipped for 30 minutes in this ruthenium solution, whereby the catalyst  $Pb_{2+y}Ru_2O_{6+x}$  was precipitated on, and bound to, the surface of the substrate. This reaction is rather sensitive to pH; the above quantities  
 15 ensure a suitable pH.

After dipping and rinsing in distilled water, the resulting electrode is dried at 70°C.

In Figure 2, the performance of various electrodes at reducing oxygen is compared. In each case except curve 2 the electrolyte  
 20 was 6M aqueous KOH under pressure of gaseous oxygen of 160 mB, at 35°C. The performance of the electrode just described is curve 2, in which the electrolyte was 1M aqueous KOH under a pressure of gaseous oxygen of 160 mB, at 35°C.

The other curves represent other electrodes:

- 25 a = untreated carbon (= a of Figure 1)  
 b = a + 7%platinum (= b of Figure 1)  
 c = carbon according to Substrate Preparation Example (= c of Figure 1)  
 d = proprietary treated carbon +15%platinum.  
 30 e = teflon (40%)-bonded untreated carbon. Although showing high activity, this sample is short-lived because it evolves hydrogen peroxide, which degrades it; electrodes c and d do not exhibit such evolution.  
 f = pyrochlore on untreated carbon substrate.

- 6 -

SECOND SUBSTRATE PREPARATION EXAMPLE

High-surface-area Vulcan **XC-72** carbon was obtained from the Cabot Corp., Billerica, MA. The ash content of this carbon was found to be about **0.05%**. The other physical and chemical  
 05 parameters of this carbon are as follows:

Surface area	257 m <sup>2</sup> /g
Mean particle size	30 nm
Approximate density	96 kg/m <sup>3</sup>
pH	5

10 This carbon was subjected to mechanical grinding and then gas-activated by heating in a **CO<sub>2</sub>** atmosphere at **900°C** for **1** hour. Gas activation rather than continued grinding was chosen to minimise particle agglomeration; it produced a **27%** weight loss of the carbon, increased the effective surface area, and modified the  
 15 surface.

The desired quantity of platinum was dispersed into the gas-activated carbon by reducing chloroplatinic acid with sodium formate solution as described elsewhere. This procedure yields fine platinum particles of uniform size (about **63Å** diameter) on a  
 20 carbon substrate. Chloroplatinic acid solution containing the required proportion of platinum was taken from a **2** weight % stock solution, mixed with half of its volume of isopropanol, and neutralised with a dilute solution of sodium carbonate. An appropriate quantity of gas-activated Vulcan **XC-72** carbon was  
 25 added, and the entire mixture was dried in an air oven before it was added, with vigorous stirring, to an excess of boiling **5** weight % sodium formate solution to reduce the chloroplatinic acid to platinum metal. The resulting mass was filtered and washed repeatedly with hot, distilled water before being dried in an air  
 30 oven.

Teflon-bonded electrodes were prepared for electrochemical measurements under gas-fed conditions. The Teflon binder provides the necessary mechanical strength to prevent electrode collapse



- 7 -

under the gas pressure required for gas-electrolyte interface control in a gas-diffusion electrode, and it does so while retaining the necessary electrode porosity. The Teflon-bonded electrodes were made as follows: Tetrahydrofuran (THF) was added to a measured quantity of catalysed substrate powder in a beaker, and the mixture was agitated in an ultrasonic bath for about 30 minutes before a few ml of dilute suspension of Teflon emulsion (ICI GP2 Fluon dispersion, particle size 0.1-0.2 microns) was added to the mixture without interruption of the agitation. The product material was centrifuged repeatedly with THF and finally spread on a platinum expanded-metal (Exmet) screen (0.076 mm diameter wire, 1024 mesh  $\text{cm}^{-2}$ ). The coated screen was air-dried for about 15 minutes before it was cold-pressed at 125 kg  $\text{cm}^{-2}$  for 5 minutes. The pressed mass was dried for 2 hours at 110C and then cured in air at 360C for 30 minutes. The Teflon content of the electrodes was optimal at 25 to 35% by volume.

Short-term polarisation curves were obtained for dioxygen reduction in 5M  $\text{H}_2\text{SO}_4$  solution on various Vulcan XC-72 carbon electrodes.

Polarisation curves were obtained at 20°C for unplatinised carbon electrodes that were not gas-activated. Although the electrodes function at current densities of 400 to 600  $\text{mA cm}^{-2}$ , their polarisation values are high.

Further curves were obtained on gas-activated Vulcan XC-72 substrates impregnated with 7 weight % dispersed metal and loaded with 30% Teflon and clearly show a sufficiently reduced mass-transfer polarisation for loading of the electrodes to high current densities. These electrodes could be loaded intermittently at current densities of 1.1  $\text{A cm}^{-2}$  for periods of several minutes. This enhanced performance indicates that the high-temperature  $\text{CO}_2$  treatment has not only increased the surface area, but has also produced a well defined pore structure that optimises a uniform gas diffusion into the electrode. It also indicates a good platinum dispersion on the surface, and any surface modification by the  $\text{CO}_2$  treatment would appear to be beneficial. No

detectable  $H_2O_2$  was evolved, whereby the carbon was not destroyed from this cause (improving the lifetime of the electrode) and whereby efficiency was improved (none of the reduced oxygen being wastefully converted to reappear as  $H_2O_2$ ).

05 To put the foregoing into context, the long-range goal of fuel-cell research is the development of fuel-cell batteries that operate on inexpensive fuels and have air as the oxidant. These batteries must convert chemical energy to electric power with high efficiency at practical current densities; they must also have  
10 long operational life - or a low-cost replacement of ageing parts - if they are to compete with present forms of power generation from the same inexpensive fuels.

A primary impediment to the commercial realisation of fuel-cell technology is failure to identify suitably catalytic electrodes  
15 having a long operational life in acidic electrolytes. Alkaline electrolytes react with carbon dioxide to form carbonates that foul the electrodes. Although fouling by  $CO_2$  from the air can be slowed to nearly tolerable rates for low-cost, exchangeable alkaline air electrodes in a pure hydrogen-air fuel cell, an acidic electrolyte  
20 has great advantages.

High performance requires fabrication of a porous electrode substrate of high surface area on which a suitable catalyst is effectively disposed; moreover, the effective surface area must not be degraded by normal operational conditions. Degradation may  
25 be caused by:

- (1) chemical attack from the product of an unwanted side reaction,
- (2) porosity,
- (3) mechanical collapse, or
- 30 (4) sintering due to heat from internal losses.

Therefore attention must be directed to the choice of substrate material and catalyst as well as to the method of electrode fabrication and catalyst dispersion.

Selection of a suitable substrate material is dictated by at least six factors: cost, inertness in operating medium, ease of  
35

- 9 -

fabrication in colloidal-size particles, high electrical conductivity, effectiveness as **substrate** for a highly dispersed catalyst, and inertness to unwanted side reactions. Various types of active (high-surface-area) carbon have been examined as supports for

05 platinum-metal catalysts in electrodes used for both **oxygen** reduction and methanol oxidation in acid solution. Carbons of low ash content prove to be superior; these appear to be free of the impurities responsible for hydrogen-peroxide generation, a side reaction responsible for chemical attack of the substrates.

10 **Vulcan XC-72** carbon, **made** by Cabot Corp., which has **a** low ash content, functions as an excellent air-electrode substrate in acid if its surface is suitably pre-treated and platinum **is** uniformly dispersed **onto** it. Such a Teflon-bonded electrode as set forth above appears to reduce dioxygen to water in **5M H<sub>2</sub>SO<sub>4</sub>**, with **no**

15 detectable formation of hydrogen peroxide and to be able to sustain load currents of about **900 mA cm<sup>-2</sup>** for long periods without serious degradation.

- 10 -

CLAIMS

1. An electrode for reducing oxygen, comprising a substrate which is an electronic conductor capable of reducing elemental oxygen to water yielding not more than 5%hydrogen peroxide, to which substrate is attached a catalyst which can reduce elemental oxygen to water yielding not more than 5%hydrogen peroxide when used at cathodic potentials of -300 mV against the Hg/HgO electrode in alkaline or non-alkaline solution.
2. An electrode according to Claim 1, wherein the electronic conductor is capable of reducing elemental oxygen to water yielding not more than 1%hydrogen peroxide.
3. An electrode according to Claim 2, wherein the catalyst can reduce elemental oxygen to water yielding not more than 1%hydrogen peroxide.
4. An electrode according to Claim 3, wherein the electronic conductor is capable of reducing elemental oxygen to water yielding not more than 0.1% hydrogen peroxide.
5. An electrode according to Claim 4, wherein the catalyst can reduce elemental oxygen to water yielding not more than 0.1% hydrogen peroxide.
6. An electrode according to any preceding claim, wherein the substrate is carbon of an ash content less than 0.1%.
7. An electrode according to Claim 6, wherein the said ash content is less than 0.05%.
8. An electrode according to Claim 7, wherein the said ash content is less than 0.01%.
9. An electrode according to any preceding claim, wherein the carbon is 'coconut carbon'.
10. An electrode according to Claim 9, wherein the carbon is derived from coconut shells by converting these to charcoal, washing and comminuting the charcoal, and exposing the comminuted charcoal to gas.
11. An electrode according to Claim 10, wherein the gas is first carbon dioxide and afterwards ammonia.

12. An electrode according to any of Claims 1 to 8, wherein the substrate is made by treating the carbon, which is of amorphous type and has a surface area of at least  $200 \text{ m}^2/\text{g}$ , a mean particle size in the range 5 nm to 50 nm, and an apparent density of 80 to  $110 \text{ kg}/\text{m}^3$ , by comminuting it and exposing it to gas at elevated temperature.
13. An electrode according to Claim 12, wherein the carbon before the treatment has a surface area of not more than  $300 \text{ m}^2/\text{g}$ .
14. An electrode according to Claim 12 or 13, wherein the carbon before the treatment has a pH below 7.
15. An electrode according to Claim 12, 13 or 14, wherein the gas to which the carbon is exposed is carbon dioxide.
16. An electrode according to Claim 15, wherein the said elevated temperature is from 800 C to 1000 C.
17. An electrode according to Claim 16, wherein the duration of the exposure at said elevated temperature is from 40 to 90 minutes.
18. An electrode according to any of Claims 12 to 17, when in use to reduce oxygen to water in an acid medium.
19. An electrode according to any of Claims 9 to 11, when in use to reduce oxygen to water in an alkaline medium.
20. An electrode according to any preceding claim, wherein the catalyst is a macrocyclic derivative of transition metals or of B-metals (i.e. Cu, Ag, Au, Zn, Cd, Hg, In, Tl, Sn, Pb, Sb or Bi).
21. An electrode according to Claim 20, wherein the catalyst loading is 1 to 15% by weight of the substrate.
22. An electrode according to Claim 21, wherein said catalyst loading is 2 to 12%.
23. An electrode according to any of Claims 1 to 19, wherein the catalyst is an oxide containing ruthenium.
24. An electrode according to Claim 23, wherein the catalyst is an oxide containing ruthenium and one or more other metals.
25. An electrode according to Claim 24, wherein the catalyst is  $\text{Pb}_{2-x}\text{Bi}_x\text{Ru}_2\text{O}_{6+y}$  where x is from 0 to 2 and y is from 0 to 1.
26. A method of making an electrode according to Claim 24 or 25, comprising adsorbing ions of the other metal(s) onto the substrate

- 12 -

and treating the substrate with a solution of ruthenium  $OxO$ -anion complex, whereby the desired catalytic oxide is precipitated on, and is attached to, the substrate.

27. An electrode made by a method according to Claim 26.

05 28. A fuel cell including an electrode according to any of Claims 1 to 25 or 27.

10 29. A method of reducing oxygen, comprising contacting elemental oxygen with a source of hydrogen at an electrode according to any of Claims 1 to 25 or 27, and applying to the electrode a potential of from 0.1 to -0.2 volts with respect to the Hg/HgO electrode.

30. A method according to Claim 29, wherein the current density exceeds  $8000 \text{ A/m}^2$ .

1/2

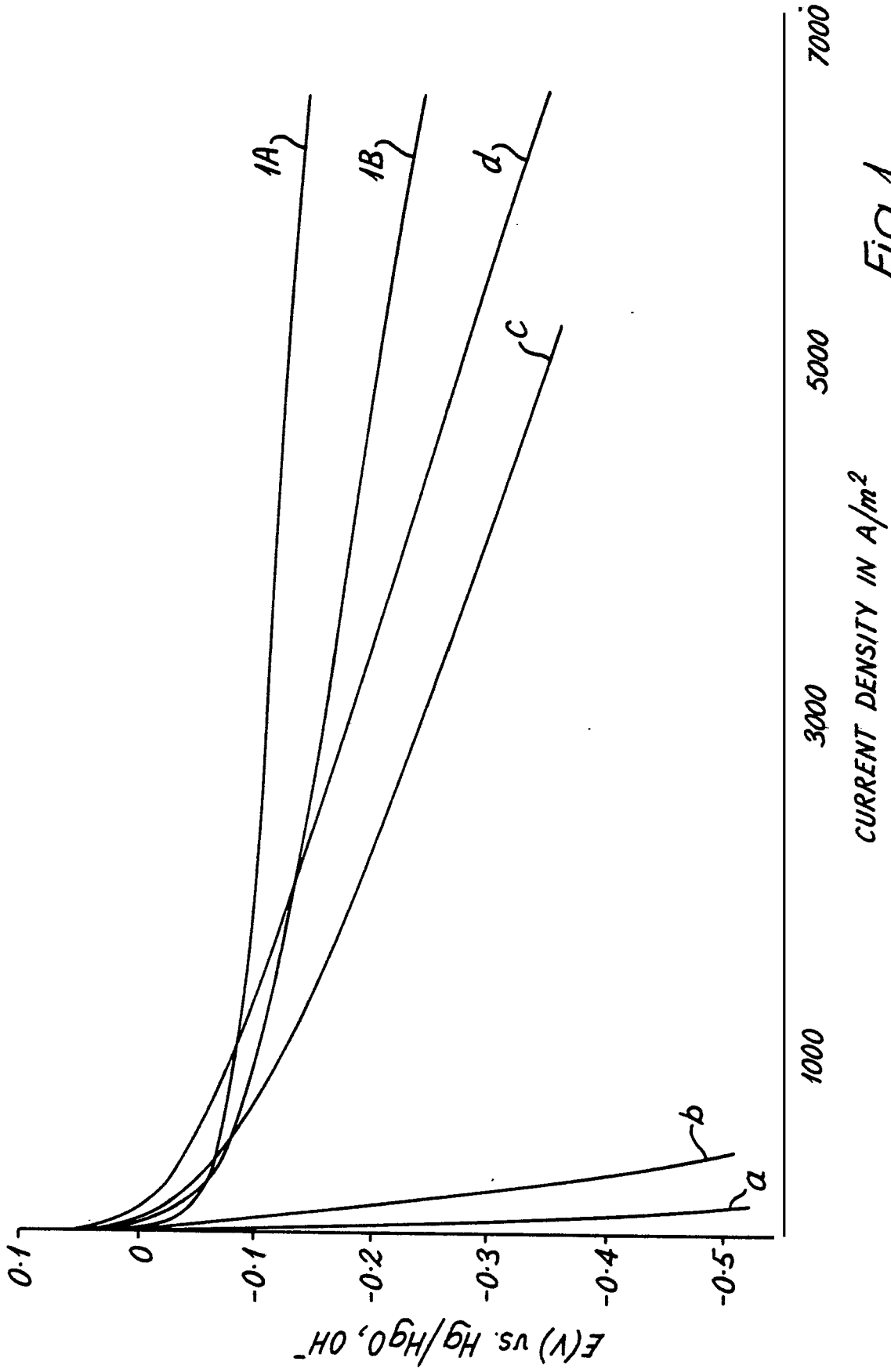


Fig. 1

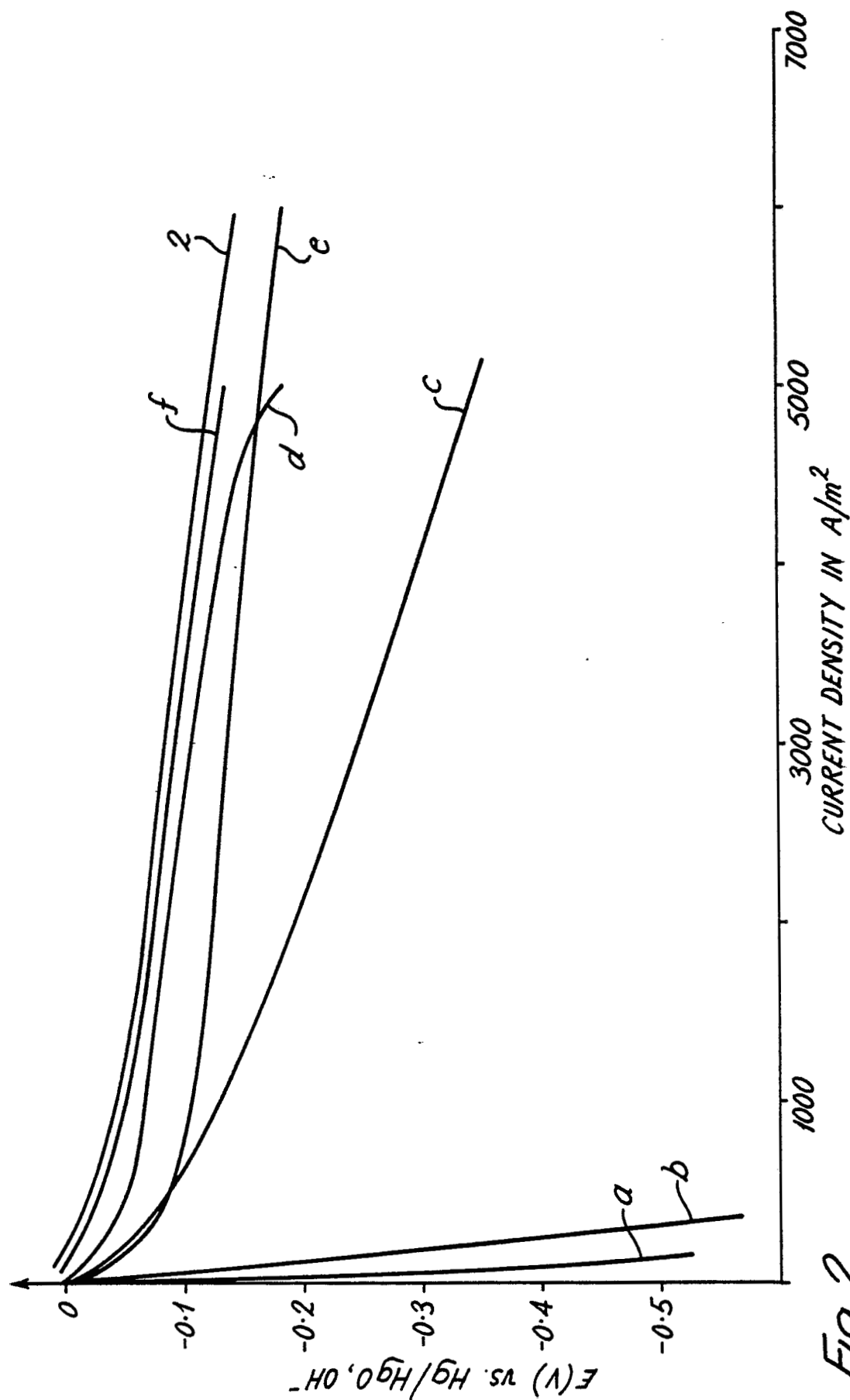



Fig. 2



# INTERNATIONAL SEARCH REPORT.

International Application No PCT/GB 85/00400

<b>I. CLASSIFICATION OF SUBJECT MATTER</b> (if several classification symbols apply, indicate all) <sup>4</sup>		
According to International Patent Classification (IPC) or to both National Classification and IPC		
IPC <sup>4</sup> : H 01 M 4/90; H 01 M 4/96		
<b>II. FIELDS SEARCHED</b>		
Minimum Documentation Searched <sup>7</sup>		
Classification System	Classification Symbols	
IPC <sup>4</sup>	H 01 M	
Documentation Searched other than Minimum Documentation to the Extent that such Documents are Included In the Fields Searched <sup>8</sup>		
<b>III. DOCUMENTS CONSIDERED TO BE RELEVANT<sup>9</sup></b>		
Category <sup>10</sup>	Citation of Document, <sup>11</sup> with Indication, where appropriate, of the relevant passages <sup>12</sup>	Relevant to Claim No. <sup>13</sup>
X	Patents Abstracts of Japan, vol. 8, no. 190, 31 August 1984; (E-263)(1627) & JP, A, 5979977 (PENDEL K.K.) 9 May 1984, see the whole abstract	1, 9, 10, 19, 20, 21
Y	--	6, 7, 8, 11, 15, 16, 23, 25, 28
X	Patents Abstracts of Japan, vol. 4, no. 56, 25 April 1980; (E-8) (538) & JP, A, 5525916 (TOSHIBA RAY-0-VAC KK) 25 February 1980, see the whole abstract	1, 9, 10, 19, 20
Y	Journal of Power Sources, vol. 10, no. 4, November 1983 (Amsterdam, NL) R. Manoharan et al. : "Oxygen reducing porous carbon electrode for electro-chemical power sources with alkaline electrolyte", pages 333-341, see page 334, line 7 - page 335, line 12; figures 7,8; page 339, line 11 - page 340, line 5; page 340, lines 13-21	6, 7, 8, 9, 10, 11, 15, 16, 19, 28
	--	./.
invention		
Date of the Actual Completion of the International Search 19th December 1985		Date of Mailing of this International Search Report 24 JAN. 1985
international Searching Authority <b>EUROPEAN PATENT OFFICE</b>		Signature of Authorized Officer  G.L.M. Kruidenberg

III. DOCUMENTS CONSIDERED TO BE RELEVANT (CONTINUED FROM THE SECOND SHEET)		
Category	Citation of Document, with indication, where appropriate, of the relevant passages	Relevant to Claim No
A	US, A, 4292197 (R.D. CHAMBERLIN) 29 September 1981 see claims 1,2; column 3, line 57 - column 4, line 18; column 6, lines 4-12; column 7, <u>lines</u> 34-44, 57-61	1,9,19,27
Y	Extended Abstracts, vol. 81, no. 2, 1981 (Pennington, New Jersey, US) abstract no. 114: J. Giner et al.: "Gasdiffusion electrode for metal air-batteries", pages 289-291, see page 290, <u>paragraph</u> 3	23-25
Y	Journal of the Electrochemical Society, vol. 130, no. 9, September 1983 (Manchester, New Hampshire, US) H.S. Horowitz: "Oxygen electrocatalysis on some oxide pyrochlores", pages 1853-1859, see abstract; figure 3; page 1858; left-hand column; paragraphs 4-5 --	1,23-25
A	EP, A, 0068664 (AJINOMOTO CO.) 5 January 1983 see claims 1,2,6,7; example 1; page 2, lines 5-19; page <u>3</u> , lines 26-30	1-5,20,28
A	Extended Abstracts, vol. 83, no. 2, 1983 (Washington DC, US) abstract no. 391: S.L. Eupta et al.: "The role of transition metal in the pyrolyzed macrocylics towards oxygen reduction in concentrated photophoric acid", pages 624-625, see page 624, left-hand column, paragraphs 1-2; right-hand column, <u>paragraph</u> 1; figure 1	1-5,18,28
A	Chemical Abstracts, vol. 97, no. 18, November 1982 (Columbus, Ohio, US) see page 570, column 1, abstract no. 153063a; & JP, A, 82107244 (Pentel Co.) 3 July 1982, see <u>the</u> whole abstract --	1,9,29
P.X	Journal of Applied Electrochemistry, vol. 15, no. 5, September 1985; Chapman and Hall; A.K. Shukia et al.: "High efficiency cathodes for alkaline air electrodes", pages 774-776, see page 774, left-hand column, line 1 - right-hand column, line 15; page 775, figure 1 --	1,6,7,8,9, 10,11,15,16 19,20,21,22 27,28 ./.

11. DOCUMENTS CONSIDERED TO BE RELEVANT (CONTINUED FROM THE SECOND SHEET)		
Category	Citation of Document, with indication, where appropriate, of the relevant passages	Relevant to Claim No
P,X	Electrochimica Acta, vol. 30, no. 2, February 1985, Pergamon Press (GB) R. Manoharan et al.: "Oxides supported carbon air electrodes for alkaline power devices", pages 205-209, see abstract; page 205, right-hand column, paragraphs 1-3; <u>figure 1</u>	1,6,7,8,9,1 29,30
P,X	Journal of Power Sources, vol. 13, no. 4, December 1984 (Lausanne, CH) R. Manoharan et al.: "High performance platinized carbon electrodes for oxygen reduction in power sources with alkaline electrolytes", pages 273-285, see page 274, lines 26-30; figure 4 --	1,6,7,8,9,1 29,30
A	GB, A, 2009130 (EXXON RESEARCH) 13 June 1971 --	
A	FR, A, 2445031 (ETAT FRANCAIS REPRESENTE PAR LE DELEGUE GENERAL POUR L'ARMEMENT) 18 July 1980 see claims 1,3  -----	1

ANNEX TO THE INTERNATIONAL SEARCH REPORT ON

INTERNATIONAL APPLICATION NO. PCT/GB 85/00400 (SA 10870)

This Annex lists the patent family members relating to the patent documents cited in the above-mentioned international search report. The members are as contained in the European Patent Office EDP file on 17/01/86

The European Patent Office is in no way liable for these particulars which are merely given for the purpose of information.

Patent document cited in search report	Publication date	Patent family member(s)	Publication date
US-A- 4292197	29/09/81	None	
EP-A- 0068664	05/01/83	JP-A- 57205970 US-A- 4541908	17/12/82 17/09/85
GB-A- 2009130	13/06/79	BE-A- 872389 NL-A- 7811799 FR-A, B 2410632 DE-A- 2852084 US-A- 4163706 JP-A- 54085196 CA-A- 1097481 CH-A- 640807	30/05/79 06/06/79 29/06/79 13/06/79 07/08/79 06/07/79 17/03/81 31/01/84
FR-A- 2445031	18/07/80	None	